

Fréttarit KOS

Nr. 27

Tölur síðustu sex mánuði ársins 2001
og fyrstu sex mánuði ársins 2002

KJARARANNSÓKNARNEFND OPINBERRA STARFSMANNA (KOS)
skipa nú eftirtaldir aðilar:

Fulltrúar atvinnurekenda:

Birgir Björn Sigurjónsson
Gunnar Björnsson
Hrönn Pálsdóttir
- óskipað
- óskipað

Fulltrúar launafólks:

Árni Sigurjónsson
Eiríkur Jónsson
Gunnar Gunnarsson
Jens Andrésson
Ómar S. Harðarson

Framkvæmdastjórn **KOS** skipa:

Birgir Björn Sigurjónsson, Gunnar Gunnarsson, Hrönn Pálsdóttir og Ómar S. Harðarson

Skrifstofa **KOS**

Framkvæmdastjóri : Geir Thorsteinsson
Fulltrúi :

Heimilisfang :

KJARARANNSÓKNARNEFND OPINBERRA STARFSMANNA
BORGARTÚNI 21, 4. hæð.
105 REYKJAVÍK

Síminn hjá KOS er: 562 - 6030

Netfang: kos@simnet.is
Heimasíða á Netinu: <http://www.simnet.is/kos>

EFTIRPRENTUN ER HEIMIL ÚR RITINU, ENDA SÉ UPPRUNA GETIÐ

ISSN 1027-4081

KJARARANNSÓKNARNEFND OPINBERRA STARFSMANNA starfar samkvæmt 34. grein laga nr. 94/1986 um kjarasamninga opinberra starfsmanna, sem hljóðar þannig:

Á vegum þeirra aðila, sem lög þessi taka til, starfi nefnd er annist kjararannsóknir og aðra upplýsingaöflun vegna kjarasamninga.

Nefndin skal skipuð jafnmörgum fulltrúum stéttarfélaganna og vinnuveitenda samkvæmt nánari ákvæðum í reglugerð sem sett skal að fengnum tillögum heildarsamtaka opinberra starfsmanna og Sambands íslenskra sveitarfélaga.

Nefndin setur sér starfsreglur, m.a. um starfssvið og starfshætti.

Kostnaður við störf nefndarinnar greiðist úr ríkissjóði.

FRÉTTARIT KOS

Nr. 27

Október 2002

Tölur síðustu sex mánuði ársins 2001
og fyrstu sex mánuði ársins 2002

Útgefandi: Kjararannsóknarnefnd
opinberra starfsmanna

Skrifstofa KOS: Borgartúni 21, 4. hæð
105 REYKJAVÍK
Sími: 562-6030

Netfang: kos@simnet.is

Heimasíða KOS: <http://www.simnet.is/kos>

Efnisyfirlit

1. Fréttarit KOS Nr. 27

1.1 Skýringar	5
1.2 Frá framkvæmdastjórn KOS	7
1.3 Listi yfir stéttarfélög og hópa sem eru í heftinu	8

2. Starfsmenn ríkis og Reykjavíkurborgar

2.1 Yfirlit um skiptingu og fjölda opinberra starfsmanna	9
2.2 Meðallaun opinberra starfsmanna ríkis og Reykjavíkurborgar	10
2.3 Dreifing dagvinnulauna stéttarféлага og hópa eftir kyni í maí 2002	12

3. Meðaltal dagvinnulauna, yfirvinnulauna og annarra launa

3.1 BSRB, ríkisstarfsmenn	17
3.2 BHM, ríkisstarfsmenn	23
3.3 Kennarasamband Íslands, ríkisstarfsmenn	36
3.4 Ýmsir, ríkisstarfsmenn	37
3.5 Starfsmenn Reykjavíkurborgar	45

4. Starfsmenn annarra sveitarféлага

4.1 Inngangur	49
4.2 Meðaltöl hjá nokkrum sveitarfélögum árið 2001	50

5. Ýmislegt

5.1 Vísitala neysliverðs (framfærsluvísitala) með grunn 1981:	52
---	----

1. Fréttarit KOS

1.1 Skýringar

Í þessari útgáfu eru starfsmenn ríkisins, sem fá greidd laun sem unnin eru í launavinnslukerfi ríkisins og starfsmenn Reykjavíkurborgar sem fá laun úr launavinnslukerfi Reykjavíkurborgar. Jafnframt eru í heftinu launaupplýsingar frá nokkrum öðrum sveitarfélögum en

Reykjavíkurborg. Áfram er unnið að því að taka inn hópa frá fleiri bæjar- og sveitarfélögum og fyrst um sinn er miðað við að fá tölur frá öllum kaupstöðum svo og öðrum sveitarfélögum, sem hafa fleiri en 1000 íbúa.

Skýringar:

GR. STG.	=	Greidd stöðugildi í dagvinnu (Stg.)
STÖÐUGILDI	=	Samanlagt starfshlutfall starfsmanna í hverjum hóp. (STG).
DAGVINNUL.	=	Laun og aðrar greiðslur sem greiddar eru fyrir dagvinnutíma, (Dl.)
YFIRVL.	=	Greidd laun fyrir yfirvinnu. (Yl.)
ÖNNUR L.	=	Öll önnur greidd laun á launaseðlum. (Öl.)
HEILDARL.	=	Summan af dagvinnulaunum, yfirvinnulaunum og öðrum launum (Hl.)
MEÐAL MÁN- AÐARLAUN	=	Summa dagvinnulauna deilt með summu stöðugilda fyrir hvert félag eða hóp

Breyting var gerð á vinnslu dagvinnulauna frá og með 1990. Öll laun sem tilheyra dagvinnu reiknast nú sem dagvinnulaun og um leið reiknast þau yfir í hlutfall stöðugilda og koma þar einnig til viðbótar.

Á undanförunum árum hafa orðið breytingar á aðild stéttarfélaganna að bandalögum og hópar starfsmanna, sem áður voru í tilteknu stéttarfélagi, hafa stofnað ný en dæmi eru einnig um stéttarfélög sem hafa sameinast. Þá hafa orðið umfangsmiklar breytingar á tímabilinu á

hópunum „Kjaradómur“ og „Utan félaganna“ einkum vegna setningar laga nr. 120/1992 um Kjaradóm og kjaranefnd, sem leiddi m.a. til þess að stofnað var til hópsins „Kjaranefnd“ frá mars 1993. Í kjölfar setningar laga nr. 70/1996 og afleiddra lagabreytinga á sérlögum hafa enn orðið tilfærslur í hópunum „Kjaradómur“ og „Kjaranefnd“. Þessar breytingar hafa falið í sér að einstaklingar sem voru yfirleitt áður í stéttarfélögum (háskólamanna) hafa verið settir undir Kjaradóm og Kjaranefnd. Þá var með lögum ákveðið að frá 1. ágúst 1996

skyldu kennarar og skólustjórnendur við grunnskóla vera starfsmenn sveitarfélaga. Ekki eru gerðar sérstakar ráðstafanir til að reikna hópa, félög eða bandalög afturvirkir út frá breyttum forsendum. Í flestum tilvikum byrja slíkir hópar eða félög frá þeim tíma sem til þeirra er stofnað. Stjórnumerkt er við

slík félög og getið upphafstímabilis sem kaupmáttarútreikningur miðast við.

Athuga ber að meðaltölur launa sumarmánaða eru að jafnaði lægri en aðra mánuði vegna afleysinga og ráðninga sumarfólks.

Sjúkrahús Reykjavíkur fer frá Reykjavíkurborg yfir til ríkisins um áramótin 1998/1999. Tölur þeirra stéttarfélaga og hópa sem voru áður hjá Reykjavíkurborg en eru nú hjá ríkinu breytast við þetta ýmist til hækkunar eða lækkunar.

Ástæða er til að vekja sérstaka athygli á breyttum hlutföllum launategunda hjá mörgum stéttarfélögum, sem m.a. má rekja til nýja launakerfisins, sem tók gildi í kjölfar kjarasamninga sem gerðir voru árið 1997. Dagvinnulaunahluti þeirra eykst en yfirvinnuhluti minnkar.

Jafnframt geta verið sveiflur í launum á milli mánaða hjá einstökum stéttarfélögum og/eða hópum vegna afturvirkra leiðréttinga á launum.

1.2 Frá framkvæmdastjórn KOS

Í þessu hefti KOS eru upplýsingar á grunni frá og með árinu 1990. Eins og áður er unnið úr öllum greiddum launum frá viðkomandi launaskrifstofum.

Kosturinn við þessar upplýsingar, umfram þær sem fást við kaup og kjör annarra en þeirra er vinna hjá ríki og borg, er að hér er **ekki um úrtak** að ræða. Upplýsingarnar ná til launa, sem skráð eru í launavinnslukerfi ríkisins og launavinnslukerfi Reykjavíkurborgar. Þar með er ekki sagt að efnið sé gallalaust.

Tölurnar sýna laun allra þeirra, sem í starfi eru á hverjum tíma. Þetta getur valdið erfiðleikum í samanburði. T.d. lækka meðaldagvinnulaun flestra stéttarfélaganna yfir sumarmánuðina, vegna þess að sumarafleysingafólkið kemur inn í lægstu starfsaldursþrepin og verður að taka tillit til þess, þegar sumarmánuðirnir eru bornir saman við aðra mánuði.

Meðallaun og kaupmáttur lítilla hópa, geta breyst mjög mikið við það eitt, að nokkrir starfsmenn í efsta starfsaldursþrepi fara á eftirlaun en nýliðar taka við.

Stærsta vandamálið er þó að ná í samanburðarhæfar tölur um laun og aðrar greiðslur til launþega á almennum vinnu-umarkaði og þeirra opinberu starfsmanna sem ekki eru í launavinnslukerfi ríkisins eða launavinnslukerfi Reykjavíkurborgar

KOS vinnur að því m.a. að finna leiðir til að endurbæta talnaefnið með tilliti til ofantalinna þátta.

Breytingar voru gerðar á útliti og innihaldi 20. Fréttarits KOS. Meðallaun á félög og hópa voru kyngreind, ef fjöldi karla eða kvenna nær 10 stöðugildum. Myndir sýna nú dreifingu dagvinnulauna innan hvers félags/hóps. Markmiðið með breytingunum er að gefa lesendum betri upplýsingar. Ætlunin er að fitja upp á frekari breytingum í framtíðinni.

1.3 Listi yfir stéttarfélög og hópa sem eru í heftinu

BSRB, ríkisstarfsmenn

Félag flugmálastarfsmanna ríkisins
Félag starfsmanna stjórnarráðsins
Landssamband Lögreglumanna
Sjúkraliðafélag Íslands
Starfsmannafélag ríkisútvarpsins
Starfsmannafélag sjónvarpsins
Starfsmannafélag ríkisstofnana, tæknih.
Starfsmannafélag ríkisst., skrifstofuh.
Starfsmannafélag ríkisstofnana, heilbr.h.
Starfsmannafélag ríkisstofnana, alls
Tollvarðafélag Íslands
BSRB félögin hjá ríkinu, alls

BHM, ríkisstarfsmenn

Félag tækniskólakennara
Kennarafélag KHÍ (Kennaraháskóla Íslands)
Dýralæknafélag Íslands
Stéttarfélag sálfræðinga á Íslandi.
Stéttarfélag sjúkraþjálfara
Iðjuþjálfafélag Íslands
Stéttarfélag íslenskra félagsráðgjafa
Meinataeknafélag Íslands
Félag íslenskra geislafræðinga
Félag íslenskra náttúrufræðinga
Fél. ísl. félagsvísindamanna
Félag íslenskra fræða- / kjaradeild
Ljósmeðrafélag Íslands
Stéttarfélag bókasafns- og upplýsingafræðinga
Félag fréttamanna
Félag háskólakennara
Félag háskólakennara á Akureyri
Fél. háskólam. starfsm. stjórnarráðsins
Félag íslenskra hjúkrunarfræðinga
Kjaraf. viðskipta- og hagfræðinga
Stéttarfél. háskólam. á matvæla- og næringarsviði
Stéttarfélag lögfræðinga
Útgarður, félag háskólamanna
Þroskaþjálfafélag Íslands
BHM félögin hjá ríkinu, alls

Kennarasamband Íslands

Kennarasamband Íslands framhaldsskólar

Ýmsir hópar ríkisstarfsmanna

Félag íslenskra flugumferðarstjóra
Kjarafélag Tæknifræðingafélags Íslands
Læknafélag Íslands
Starfsmannafél. Sinfónuhlj. Íslands
Stéttarfélag verkfræðinga
Kjaranefnd heilsugæslulækna
Kjaranefnd prófessorar
Kjaradómur
Kjaradómur, dómarar
Kjaranefnd
Leikarafélag Íslands
Utan félaga
Kjaranefnd prestar þjóðkirkjunnar
Stéttarfélag íslenskra lyfjafræðinga
Starfsmannafélag Alþingis

Reykjavíkurborg

Starfsmannafélag Reykjavíkurborgar
án háskólahóps
Starfsmannafélag Reykjavíkurborgar, háskólahópur
Starfsmannafélag Reykjavíkurborgar alls
Félag íslenskra leikskólakennara hjá Rborg.
Sjúkraliðafélag Íslands
Háskólahópur innan BHM
Háskólahópur utan bandalaga
Kennarahópur hjá Rborg

Önnur sveitarfélög.

Kos hefur m.a. að markmiði að safna upplýsingum frá öllum kaupstöðum og þeim sveitarfélögum sem hafa 1000 íbúa eða fleiri. Launakerfin sem notuð eru í sveitarfélögum hafa verið undirbúin til þess að skila gögnum, eða þá að verið er að undirbúa þau til þess að geta skilað þessum gögnum til KOS. Jafnframt hafa sum sveitarfélögin verið að skipta um tölvukerfi. Kjararannsóknarnefnd (ASÍ og SA, skammstafað KRN) hefur unnið að því undanfarin ár að þróa prófunarforrit á þessi gögn. Áfram munu KOS og KRN safna upplýsingum sameiginlega frá sveitarfélögum. Í þessu hefti KOS eru ekki nýjar upplýsingar frá öðrum sveitarfélögum en Reykjavíkurborg, vegna starfsmannaskorts.

2. Starfsmenn ríkis og Reykjavíkurborgar

Hér á eftir fer yfirlit um samsetningu hópa og bandalaga skipt eftir kyni, upplýsingar um meðallaun og að síðustu

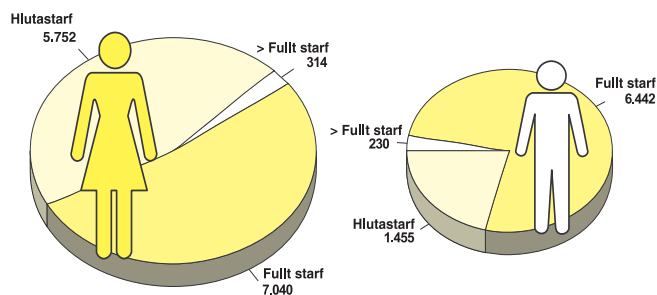
dreifing dagvinnulauna karla og kvenna skipt eftir stéttarfélögum/hópum.

2.1 Yfirlit um skiptingu og fjölda opinberra starfsmanna ríkis og Reykjavíkurborgar í maí 2002

Alls voru 21.233 einstaklingar í gagnasafninu í maí 2002. Það svarar til u.þ.b. 14 % af fjölda vinnandi manna á Ís-

landi. Konur voru 13.106 og karlar voru 8.127.

Mynd 2.1.1. Skipting fjölda eftir kyni og hlutfalli starfs



Taflan hér á eftir sýnir skiptingu starfsmanna eftir kyni og starfshlutfalli innan bandalaga og hópa. Eingöngu er um að ræða ríkisstarfsmenn neðangreindra bandalaga og hópa.

Tölurnar fyrir Reykjavíkurborg sýna skiptingu allra opinberra starfsmanna Reykjavíkurborgar.

Tafla 2.1.1 Skipting fjölda eftir hópum, kynjum og hlutfalli starfs.

Hópur	Kyn	Hlutastarf		Fullt starf		>Fullt starf		Samtölur	
		Fjöldi	Hlutfall	Fjöldi	Hlutfall	Fjöldi	Hlutfall	Fjöldi	Hlutfall
BSRB ríkisstarfsmenn	Karlar	514	20,24%	1.946	76,64%	79	3,11%	2.539	100,00%
	Konur	2.357	50,85%	2.156	45,52%	122	2,63%	4.635	100,00%
BHM ríkisstarfsmenn	Karlar	195	13,19%	1.233	83,42%	50	3,38%	1.478	100,00%
	Konur	1.488	44,36%	1.753	52,27%	113	3,37%	3.354	100,00%
Kennarasamband Íslands	Karlar	71	9,83%	645	89,34%	6	0,83%	722	100,00%
	Konur	148	22,56%	505	76,98%	3	0,46%	656	100,00%
Ýmsir ríkisstarfsmenn	Karlar	277	15,51%	1.458	81,63%	67	3,75%	1.786	100,00%
	Konur	163	25,39%	456	71,03%	23	3,58%	642	100,00%
Starfsmenn Reykjavíkurborgar	Karlar	398	25,09%	1.160	73,14%	28	1,77%	1.586	100,00%
	Konur	1.596	41,79%	2.170	56,82%	53	1,39%	3.819	100,00%

Hlutfallstölur eru reiknaðar af heildarfjölda einstaklinga innan hvers kyns innan hvers hóps eða bandalags

2.2 Meðallaun opinberra starfsmanna ríkis og Reykjavíkurborgar frá og með 1. ársfjórðungi 1987. Kaupmáttur miðast við meðaltal ársins 1990 = 100

Ár	Stg.	DI.	Breyting	HI.	Breyting	Km.DI	Km.HI.
1987	16.805,15	49.904		71.855		117,12	115,94
1988	17.515,13	61.496	23,23%	87.804	22,20%	114,76	112,65
1989	18.064,45	68.203	10,91%	97.777	11,36%	105,41	103,89
1990	18.486,49	74.761	9,62%	108.744	11,22%	100,00	100,00
1991	18.497,11	81.604	9,15%	121.686	11,90%	102,21	104,78
1992	19.011,68	84.693	3,79%	126.520	3,97%	102,01	104,77
1993	19.093,22	86.323	1,92%	128.262	1,38%	99,93	102,08
1994	19.539,24	87.785	1,69%	132.140	3,02%	100,06	103,55
1995	19.856,16	92.178	5,00%	138.914	5,13%	103,36	107,09
1996	19.786,59	99.605	8,06%	150.291	8,19%	109,23	113,31
1997	19.016,52	105.545	5,96%	160.072	6,51%	113,71	118,56
1998	17.511,81	131.229	24,33%	189.300	18,26%	138,99	137,84
1999	16.845,24	144.540	10,14%	207.022	9,36%	148,30	146,03
2000	17.980,55	154.867	7,14%	223.304	7,86%	151,11	149,79
2001	17.910,40	178.289	15,12%	252.606	13,12%	163,51	159,27


Ár	Ársfj.	Stg.	DI.	Breyting	HI.	Breyting	Km.DI	Km.HI.
1987	1	16.278,38	45.924		67.405		116,34	117,40
	2	16.902,54	48.539	5,69%	71.362	5,87%	117,77	119,04
	3	17.192,63	49.911	2,83%	67.825	-4,96%	114,64	107,10
	4	16.847,04	55.113	10,42%	80.764	19,08%	119,25	120,15
1988	1	16.921,24	57.982	5,21%	84.801	5,00%	117,16	117,81
	2	17.526,45	60.208	3,84%	86.140	1,58%	116,16	114,25
	3	18.013,09	63.401	5,30%	85.895	-0,28%	113,09	105,34
	4	17.599,75	64.208	1,27%	94.302	9,79%	112,71	113,80
1989	1	17.743,25	64.779	0,89%	95.078	0,82%	109,56	110,56
	2	18.210,10	67.116	3,61%	96.240	1,22%	106,13	104,63
	3	18.495,68	68.825	2,55%	94.171	-2,15%	103,70	97,55
	4	17.808,75	72.078	4,73%	105.782	12,33%	102,84	103,76
1990	1	18.022,80	73.616	2,13%	105.445	-0,32%	101,17	99,63
	2	18.304,75	74.121	0,69%	107.576	2,02%	99,63	99,41
	3	19.252,42	74.731	0,82%	102.054	-5,13%	98,85	92,80
	4	18.366,00	76.555	2,44%	120.158	17,74%	100,35	108,29
1991	1	17.878,81	79.648	4,04%	119.665	-0,41%	103,07	106,46
	2	18.667,43	81.055	1,77%	121.795	1,78%	102,83	106,23
	3	19.288,88	82.025	1,20%	114.704	-5,82%	101,33	97,42
	4	18.153,31	83.649	1,98%	130.983	14,19%	101,61	109,39
1992	1	18.659,89	83.934	0,34%	125.462	-4,22%	101,42	104,23
	2	19.206,39	84.287	0,42%	127.366	1,52%	101,76	105,72
	3	19.584,69	84.367	0,09%	117.116	-8,05%	101,43	96,80
	4	18.595,74	86.217	2,19%	136.610	16,65%	103,48	112,72
1993	1	18.531,27	86.341	0,14%	127.949	-6,34%	101,57	103,48
	2	19.210,56	85.963	-0,44%	127.954	0,00%	100,39	102,73
	3	19.799,55	85.587	-0,44%	119.030	-6,97%	98,32	94,01
	4	18.831,49	87.448	2,17%	138.590	16,43%	99,53	108,44
1994	1	18.910,64	88.049	0,69%	130.674	-5,71%	100,78	102,83
	2	19.690,19	87.544	-0,57%	134.501	2,93%	99,94	105,56
	3	20.252,67	86.956	-0,67%	122.102	-9,22%	98,88	95,46
	4	19.303,45	88.641	1,94%	141.699	16,05%	100,72	110,69
1995	1	17.890,62	89.188	0,62%	134.113	-5,35%	100,53	103,93
	2	20.408,56	91.493	2,58%	140.400	4,69%	103,17	108,85
	3	21.116,89	92.109	0,67%	128.459	-8,50%	103,03	98,78
	4	20.008,56	95.622	3,81%	152.724	18,89%	106,35	116,77
1996	1	20.040,51	99.458	4,01%	149.069	-2,39%	110,15	113,50
	2	20.781,34	99.189	-0,27%	150.624	1,04%	109,06	113,86
	3	20.330,94	98.658	-0,54%	138.882	-7,80%	107,69	104,22
	4	17.993,58	101.318	2,70%	164.159	18,20%	110,25	122,81
1997	1	18.517,27	101.711	0,39%	159.611	-2,77%	110,60	115,92
	2	19.308,21	103.895	2,15%	164.881	3,30%	112,22	118,90
	3	19.843,03	105.106	1,17%	153.364	-6,99%	112,88	110,00
	4	18.397,58	111.610	6,19%	182.644	19,09%	119,21	130,01
1998	1	16.957,25	126.325	13,18%	182.724	0,04%	134,40	133,66
	2	17.644,34	130.526	3,33%	189.726	3,83%	137,94	137,85
	3	18.127,02	132.073	1,19%	179.207	-5,54%	140,04	130,63
	4	17.318,64	135.862	2,87%	205.869	14,88%	143,41	149,40
1999	1	16.361,06	143.226	5,42%	202.797	-1,49%	150,30	146,31
	2	16.994,97	142.853	-0,26%	206.290	1,72%	147,82	146,75
	3	17.386,24	144.524	1,17%	196.093	-4,94%	147,22	137,32
	4	16.638,70	147.573	2,11%	223.344	13,90%	147,95	153,94

2.3 Dreifing dagvinnulauna stéttarfélaganna og hópa eftir kyni í maí 2002.

Hér á eftir eru sýnd gröf, þar sem er búið að reikna dreifingu mánaðarlauna í dagvinnu hjá stéttarfélögum/hópum. Miðað er við nóvembermánuð 2001 og dagvinnulaun mánaðarins eru eins og

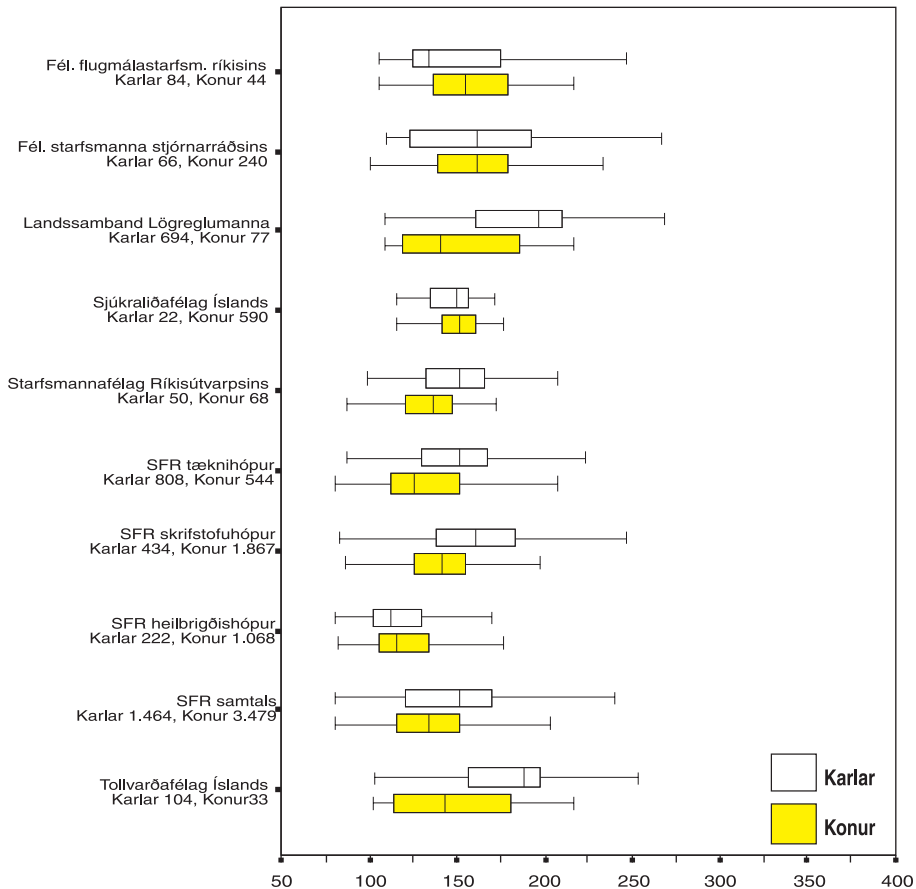
áður uppreiknuð miðað við fullt starf. Starfsmönnum með minna en 10% starf var sleppt. Fjöldi starfsmanna af hvoru kyni er sýndur fyrir neðan nafn hvers félags/hóps.

Skýring:



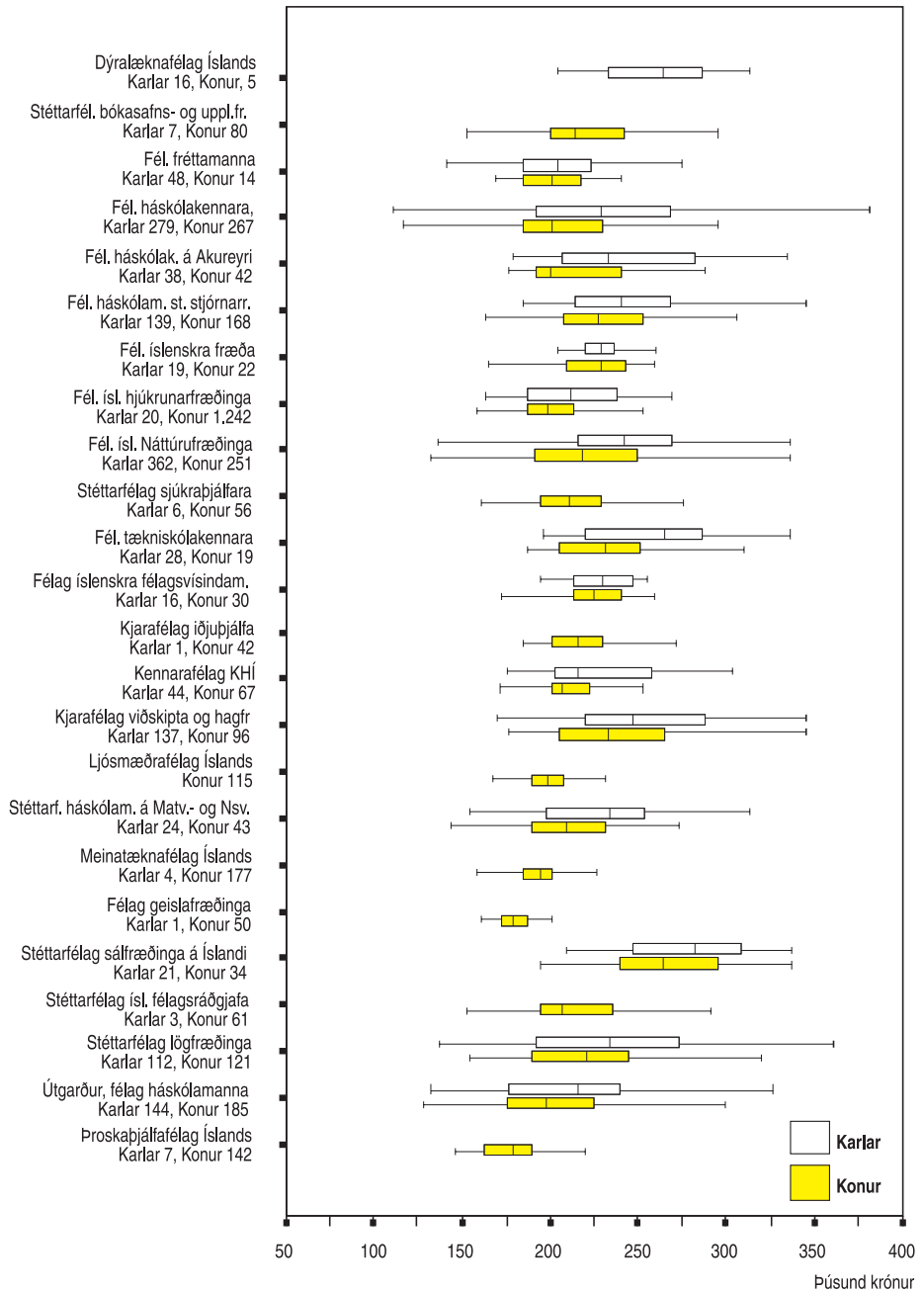
Mynd 2.3.1

*Dreifing dagvinnulauna í maí 2002
BSRB ríkisstarfsmenn*



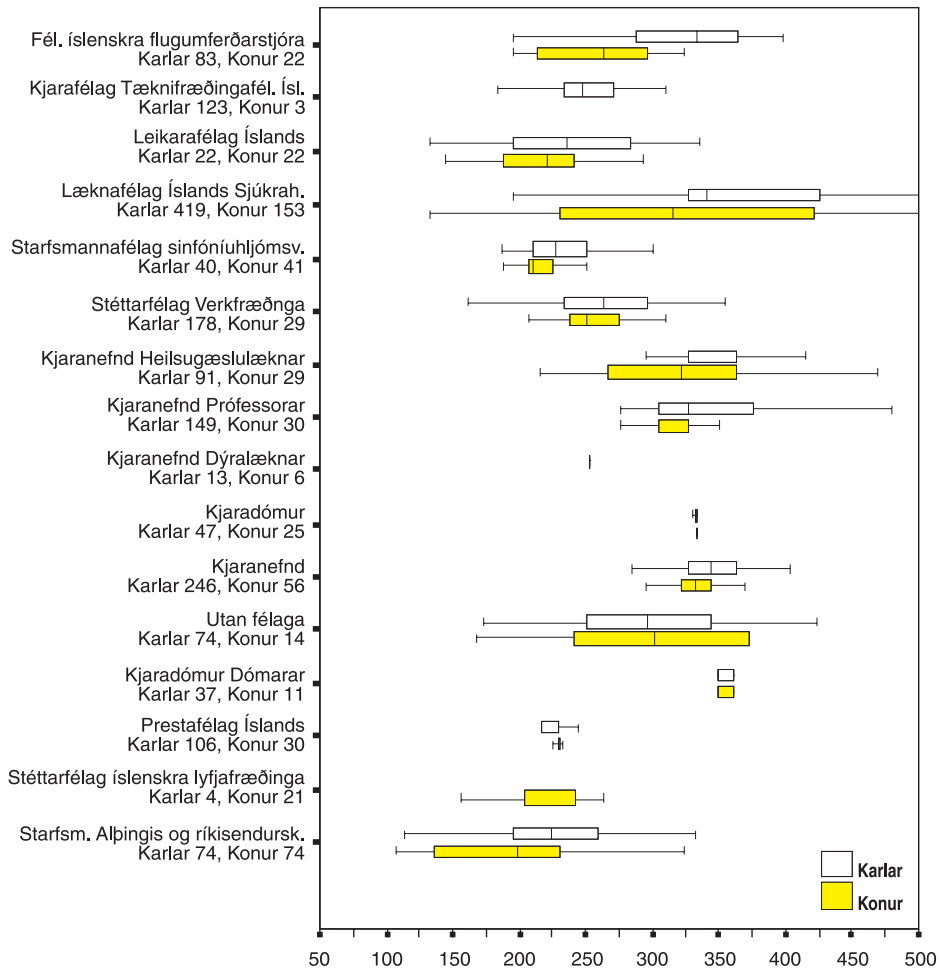
*Dreifing dagvinnulauna í maí 2002
BHM ríkisstarfsmenn*

Mynd 2.3.2



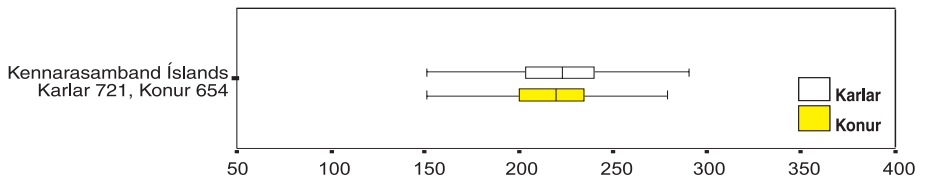
Mynd 2.3.3

Dreifing dagvinnulauna í maí 2002
ÝMSIR ríkisstarfsmenn



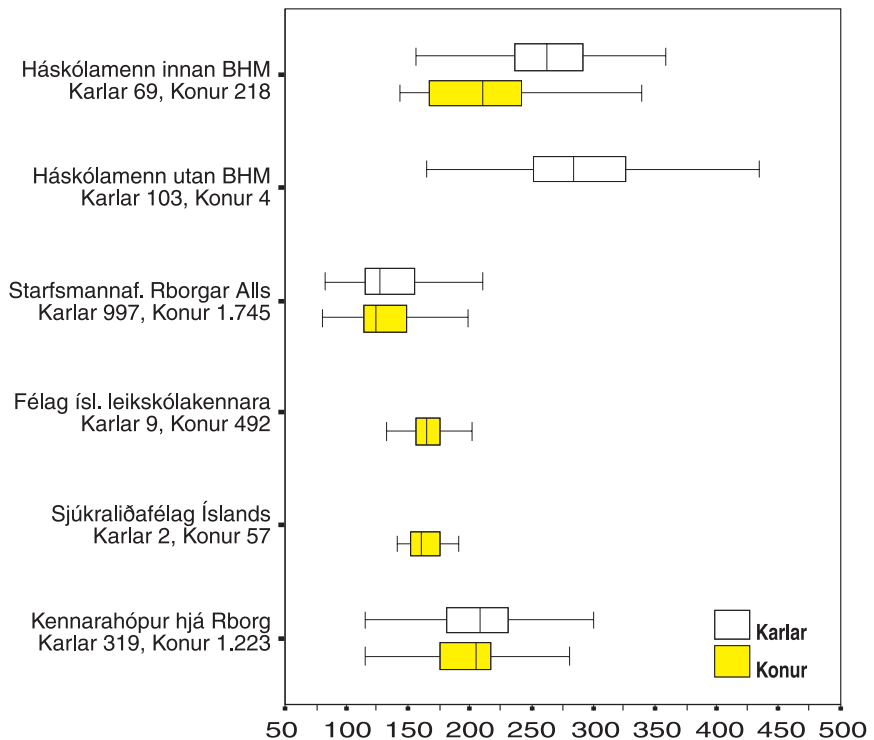
Mynd 2.3.4

*Dreifing dagvinnulauna í maí 2002
Kennarasamband Íslands ríkisstarfsmenn*



Mynd 2.3.5

*Dreifing dagvinnulauna í maí 2002
Starfsmenn Reykjavíkurborgar*



3. Meðaltal dagvinnulauna, yfirvinnulauna og annarra launa, ásamt heildarlaunum og kaupmætti dagvinnulauna, skipt eftir kyni

Athuga ber að önnur laun fyrir apríl og desember eru heldur hærrí en aðra mánuði í eftirtöldum töflum því orlofsframlag, desemberuppbót og óregluleg önnur laun eru meðtalin.

Sjúkrahús Reykjavíkur fór frá Reykjavíkurborg yfir til ríkisins um áramótin 1998/1999. Tölur þeirra stéttarféлага og hópa sem voru áður hjá Reykjavíkurborg en eru nú hjá ríkinu breytast við þetta ýmist til hækkunar eða lækkunar.

Ástæða er til að vekja sérstaka athygli á breyttum hlutföllum launategunda hjá mörgum stéttarfélögum, sem m.a. má rekja til nýja launakerfisins, sem tók gildi í kjölfar kjarasamninga sem gerðir voru árið 1997. Dagvinnulaunahluti þeirra eykst en yfirvinnuhluti minnkar.

Jafnframt geta verið sveiflur í launum á milli mánaða hjá einstökum stéttarfélögum og/eða hópum vegna afturvirkra leiðréttinga á launum.

Hér á næstu síðum eru útreiknuð meðallaun eftir félögum, hópum og bandalögum ásamt kaupmætti dagvinnulauna.

Kaupmáttur miðar við janúar 1987 = 100, nema annað sé tekið sérstaklega fram.

Ekki eru birtar kynskiptar meðaltölur fyrir hópa sem hafa færri en 10 stöðugildi annaðhvort hjá körlum eða konum.

Skýringar:

MA = mánuður	DL = dagvinnulaun
YL = yfirvinnulaun	ÖL = önnur laun
HL = heildarlaun	Km.dl. = kaupmáttur dagvinnulauna
STG = stöðugildi	AR = Ár

Félag flugmálastarfsmanna ríkisins

		<i>Karlar</i>						<i>Allir</i>						<i>Konur</i>				
MA	AR	STG	DL	YL	OL	HL	STG	DL	YL	OL	HL	Km.dl.	STG	DL	YL	OL	HL	
7	2001	91,79	142.650	85.113	43.781	271.544	138,01	143.101	73.154	32.799	249.054	146,97	46,23	143.996	49.408	10.995	204.399	
8	2001	91,43	143.112	83.743	40.253	267.107	137,00	143.294	74.116	30.559	247.969	146,70	45,56	143.659	54.798	11.108	209.564	
9	2001	86,45	144.240	89.065	42.129	275.434	125,78	145.471	79.376	32.716	257.563	147,95	39,34	148.177	58.082	12.028	218.287	
10	2001	87,91	144.223	89.186	44.321	277.730	126,50	145.627	80.873	34.405	260.905	147,16	38,60	148.827	61.937	11.821	222.585	
11	2001	87,03	146.119	81.708	48.107	275.934	125,43	147.232	75.691	37.583	260.505	148,27	38,40	149.753	62.051	13.729	225.533	
12	2001	85,03	143.949	75.203	79.217	298.369	123,66	146.277	67.471	70.970	284.718	146,63	38,63	151.402	50.451	52.814	254.666	
1	2002	82,71	151.934	90.043	53.760	295.737	122,93	153.688	81.453	41.065	276.206	152,65	40,23	157.296	63.792	14.962	236.050	
2	2002	80,10	150.239	83.630	48.595	282.464	120,58	153.100	75.995	36.526	265.621	152,48	40,48	158.763	60.887	12.642	232.292	
3	2002	78,61	151.080	87.670	48.589	287.338	118,46	154.093	79.705	36.894	270.693	152,83	39,85	160.037	63.993	13.823	237.854	
4	2002	79,03	151.019	87.939	62.955	301.913	118,96	154.197	82.147	50.115	286.459	152,87	39,93	160.489	70.683	24.702	255.874	
5	2002	81,25	150.512	87.422	48.506	286.440	122,22	153.714	79.613	36.715	270.042	152,45	40,97	160.063	64.127	13.331	237.522	
6	2002	83,44	149.941	86.986	42.581	279.508	126,29	152.980	79.468	32.467	264.916	151,07	42,85	158.900	64.827	12.771	236.497	

Félag starfsmanna stjórnarráðsins

		<i>Karlar</i>					<i>Allir</i>					<i>Konur</i>					
MA	AR	STG	DL	YL	ÖL	HL	STG	DL	YL	ÖL	HL	Km.dl.	STG	DL	YL	ÖL	HL
7	2001	67,89	149.002	83.431	21.417	253.850	303,52	150.316	34.201	5.485	190.002	136,41	235,63	150.695	20.017	895	171.607
8	2001	65,10	151.037	79.114	12.501	242.652	301,24	152.492	31.228	3.003	186.723	137,95	236,14	152.894	18.026	384	171.304
9	2001	65,17	155.608	99.968	13.781	269.357	274,76	155.123	43.820	3.715	202.658	139,41	209,59	154.972	26.360	585	181.917
10	2001	56,02	159.081	95.639	15.461	270.181	263,49	156.662	38.400	3.630	198.693	139,89	207,47	156.009	22.946	436	179.391
11	2001	57,39	158.854	112.634	15.090	286.578	260,76	157.664	43.695	3.668	205.028	140,30	203,37	157.329	24.240	445	182.013
12	2001	56,69	160.217	86.982	50.976	298.176	264,91	156.930	43.237	39.587	239.754	139,00	208,22	156.035	31.328	36.486	223.850
1	2002	56,80	167.242	107.343	16.375	290.961	263,06	163.128	42.368	3.956	209.453	143,17	206,26	161.995	24.475	536	187.007
2	2002	57,24	167.194	102.814	16.028	286.036	268,03	162.987	43.380	3.817	210.184	143,44	210,79	161.845	27.240	502	189.586
3	2002	56,04	167.864	111.511	16.216	295.591	262,42	163.168	43.656	3.871	210.696	143,00	206,38	161.893	25.231	519	187.643
4	2002	57,05	169.157	115.188	27.141	311.486	264,19	164.570	45.478	14.604	224.653	144,17	207,14	163.307	26.280	11.151	200.738
5	2002	61,32	168.112	124.433	16.309	308.855	280,38	164.120	56.242	4.032	224.394	143,83	219,06	163.003	37.152	595	200.750
6	2002	67,83	164.751	103.031	16.168	283.951	303,02	161.860	44.647	4.224	210.731	141,24	235,19	161.026	27.809	779	189.615

BSRB, ríkisstarfsmenn

Landssamband lögreglumanna												
Vegna afturvirkra breytinga launa, þá var LL umnið aftur fyrir árið 2001												
Kerlar						Allir						
MA	AR	STG	DL	YL	ÖL	HL	STG	DL	YL	ÖL	HL	
7	2001	713.03	156.205	80.453	47.960	284.618	784,72	153.408	78.381	47.284	279.073	133,23
8	2001	696.51	156.816	85.197	54.720	296.733	767,76	153.829	83.661	54.185	291.675	133,16
9	2001	641.56	186.370	93.619	61.587	341.576	693,56	183.723	92.243	61.901	337.867	158,00
10	2001	639.13	187.016	104.103	55.809	346.928	693,21	184.330	101.093	54.813	340.236	157,51
11	2001	645.80	187.067	99.347	58.281	344.695	699,44	184.307	96.913	57.392	338.612	156,95
12	2001	643.83	187.241	97.066	101.150	385.456	698,98	184.488	94.863	99.909	379.260	156,38
1	2002	608.25	197.516	114.224	70.905	382.645	656,78	195.143	112.731	70.156	378.030	163,90
2	2002	620.74	196.845	102.495	61.411	360.751	672,41	194.318	100.249	60.510	355.077	163,65
3	2002	625.37	195.871	92.401	56.789	345.061	678,77	193.271	90.253	56.316	339.840	162,08
4	2002	626.40	196.493	109.133	74.559	380.185	676,22	193.997	107.342	74.128	375.467	162,63
5	2002	680.44	191.790	99.296	57.388	348.473	749,54	188.267	95.345	55.567	339.179	157,89
6	2002	718.49	187.889	111.319	59.632	358.839	797,71	184.228	107.237	58.407	349.872	153,84

Sjúkraliðafélag Íslands												
Kaupmátur mðast við 01/1992 = 100,00 Vegna afturvirkra breytinga launa, þá var SLFI umnið aftur fyrir árið 2001												
Kerlar						Allir						
MA	AR	STG	DL	YL	ÖL	HL	STG	DL	YL	ÖL	HL	
7	2001	24.92	114.211	32.803	20.511	167.525	503,16	115.520	26.927	15.628	158.075	132,20
8	2001	19.66	115.050	42.249	17.871	175.170	486,08	115.569	35.924	15.698	167.191	131,83
9	2001	20.32	118.012	34.675	26.219	178.905	531,86	116.819	32.355	19.260	168.434	132,38
10	2001	15.56	117.046	34.658	30.500	182.204	361,95	116.607	26.132	22.780	165.519	131,30
11	2001	15.12	142.636	47.344	52.717	242.697	377,03	145.760	36.391	33.170	215.321	163,56
12	2001	19.70	144.541	72.339	128.324	345.204	448,45	146.833	57.877	123.287	327.997	164,00
1	2002	19.79	148.776	56.426	54.689	259.891	457,30	150.943	56.756	37.167	244.865	167,05
2	2002	18.67	150.910	49.156	44.540	244.605	460,82	151.153	43.526	31.890	226.569	167,74
3	2002	20.14	148.996	68.292	51.720	269.008	470,65	150.996	68.481	34.895	254.373	166,86
4	2002	19.83	148.704	63.453	56.640	268.797	465,20	150.858	61.605	44.565	257.027	166,64
5	2002	20.32	147.331	56.659	52.645	256.634	492,12	150.179	67.152	34.245	251.576	165,96
6	2002	20.73	147.178	34.724	36.574	218.476	509,90	149.330	37.968	30.975	218.273	164,31

Starfsmannafélag ríkisútvarpsins*Starfsmannafélag sjónvarpsins sameinast Starfsmannafélagi ríkisútvarpsins frá og með janúar 2002*

		Karlar						Allir						Konur				
MA	AR	STG	DL	YL	ÖL	HL	STG	DL	YL	ÖL	HL	Km.dl.	STG	DL	YL	ÖL	HL	
7	2001	22,52	132.797	41.436	5.580	179.814	71,66	131.949	33.717	3.790	169.456	121,77	49,14	131.561	30.179	2.970	164.710	
8	2001	21,93	137.646	48.447	7.698	193.791	69,52	134.472	36.854	4.900	176.226	123,70	47,59	133.009	31.510	3.610	168.130	
9	2001	17,05	149.807	79.380	12.789	241.976	60,17	138.196	48.084	5.655	191.935	126,29	43,12	133.605	35.706	2.834	172.144	
10	2001	15,82	150.619	83.542	10.375	244.536	58,27	138.422	48.985	5.035	192.442	125,69	42,46	133.878	36.112	3.045	173.035	
11	2001	15,82	150.221	73.839	11.661	235.721	52,12	138.184	45.906	6.056	190.145	125,04	36,30	132.939	33.736	3.614	170.290	
12	2001	16,14	155.548	68.531	51.186	275.265	52,17	140.593	42.086	47.423	230.102	126,63	36,03	133.892	30.238	45.737	209.867	
1	2002	48,22	150.974	80.300	18.053	249.328	106,42	143.300	63.832	11.192	218.324	127,89	58,21	136.943	50.190	5.508	192.641	
2	2002	48,31	150.499	64.723	21.161	236.383	105,23	143.213	51.059	12.762	207.033	128,17	56,91	137.027	39.459	5.631	182.117	
3	2002	48,48	150.428	57.552	16.778	224.757	106,61	143.317	49.842	10.175	203.335	127,72	58,13	137.387	43.412	4.668	185.467	
4	2002	47,45	151.686	73.257	21.686	246.630	104,24	144.072	60.197	17.616	221.885	128,34	56,79	137.709	49.285	14.214	201.209	
5	2002	52,78	147.908	54.431	13.931	216.271	111,30	141.935	51.188	9.073	202.196	126,49	58,52	136.548	48.262	4.691	189.501	
6	2002	47,92	149.316	52.883	13.452	215.651	112,49	140.857	46.763	8.399	196.019	124,99	64,57	134.580	42.221	4.649	181.451	

Starfsmannafélag ríkisstofnana, tæknihópur

		Karlar						Allir						Konur				
MA	AR	STG	DL	YL	ÖL	HL	STG	DL	YL	ÖL	HL	Km.dl.	STG	DL	YL	ÖL	HL	
7	2001	834,52	138.660	58.104	10.795	207.559	1.380,46	132.608	46.410	9.201	188.218	131,90	545,94	123.356	28.534	6.764	158.654	
8	2001	811,13	140.167	52.936	10.083	203.186	1.327,18	134.022	43.532	8.795	186.349	132,88	516,06	124.363	28.750	6.770	159.884	
9	2001	701,10	145.533	68.650	12.660	226.843	1.108,96	139.647	57.345	10.988	207.979	137,55	407,86	129.529	37.913	8.112	175.553	
10	2001	697,36	146.948	70.175	13.920	231.043	1.111,43	141.174	59.398	11.951	212.523	138,16	414,07	131.449	41.248	8.634	181.331	
11	2001	692,36	147.848	70.195	14.775	232.818	1.104,74	141.848	59.403	12.600	213.852	138,35	412,38	131.776	41.285	8.947	182.008	
12	2001	694,68	147.604	58.838	50.519	256.960	1.106,14	141.718	50.352	48.531	240.601	137,58	411,45	131.782	36.024	45.174	212.980	
1	2002	703,78	152.882	67.356	15.958	236.196	1.123,97	146.137	59.572	13.408	219.117	140,57	420,19	134.838	46.535	9.138	190.511	
2	2002	701,93	154.059	68.596	15.393	238.048	1.111,50	147.599	58.045	13.029	218.674	142,37	409,57	136.528	39.962	8.979	185.470	
3	2002	704,59	155.000	69.838	15.832	240.670	1.111,16	148.218	59.881	13.441	221.539	142,36	406,57	136.464	42.625	9.296	188.386	
4	2002	694,74	155.138	72.647	29.208	256.992	1.100,02	148.473	62.336	26.667	237.476	142,55	405,28	137.047	44.662	22.312	204.021	
5	2002	736,78	153.720	66.702	15.223	235.646	1.170,66	146.907	56.511	12.720	216.138	141,10	433,88	135.338	39.204	8.469	183.012	
6	2002	823,75	149.999	60.332	12.084	222.416	1.353,84	142.492	49.207	10.182	201.881	136,28	530,09	130.824	31.919	7.226	169.969	

Starfsmannafélag ríkisstofnana, skrifstofuhópur

MA	AR	Karlar					Allir						Konur				
		STG	DL	YL	ÖL	HL	STG	DL	YL	ÖL	HL	Km.dl.	STG	DL	YL	ÖL	HL
7	2001	446,77	150.544	62.805	4.424	217.772	2.246,32	137.060	30.553	2.259	169.872	135,68	1.799,54	133.713	22.546	1.722	157.980
8	2001	426,71	152.920	65.996	5.194	224.110	2.169,36	138.288	30.996	2.335	171.618	136,45	1.742,65	134.705	22.426	1.635	158.765
9	2001	378,18	159.078	76.125	5.907	241.110	1.896,03	142.545	37.044	2.433	182.023	139,73	1.517,86	138.426	27.307	1.568	167.301
10	2001	376,32	161.674	77.149	5.923	244.746	1.894,01	145.390	37.305	2.764	185.459	141,61	1.517,69	141.352	27.425	1.981	170.758
11	2001	374,28	162.934	79.174	6.628	248.736	1.884,33	145.735	38.056	2.762	186.553	141,46	1.510,04	141.472	27.864	1.804	171.141
12	2001	369,60	163.479	74.769	43.253	281.501	1.874,55	145.901	35.439	38.956	220.297	140,97	1.504,95	141.584	25.780	37.901	205.265
1	2002	374,01	169.481	71.225	7.830	248.536	1.901,74	151.535	35.278	3.218	190.031	145,07	1.527,73	147.141	26.478	2.088	175.708
2	2002	374,35	169.830	74.520	7.395	251.746	1.885,39	151.615	37.399	2.946	191.961	145,55	1.511,05	147.103	28.203	1.844	177.150
3	2002	378,17	171.004	76.649	9.073	256.725	1.895,84	152.161	37.848	3.248	193.257	145,46	1.517,67	147.466	28.180	1.797	177.443
4	2002	372,49	171.212	74.900	18.827	264.938	1.894,55	152.489	37.625	14.093	204.206	145,71	1.522,06	147.906	28.503	12.934	189.344
5	2002	391,69	169.185	73.072	6.956	249.214	1.998,98	151.196	37.654	2.915	191.764	144,53	1.607,29	146.812	29.022	1.930	177.764
6	2002	433,65	164.520	64.991	6.574	236.085	2.211,33	148.087	33.136	2.785	184.008	140,96	1.777,68	144.078	25.365	1.861	171.304

Starfsmannafélag ríkisstofnana, heilbrigðishópur

MA	AR	Karlar					Allir						Konur				
		STG	DL	YL	ÖL	HL	STG	DL	YL	ÖL	HL	Km.dl.	STG	DL	YL	ÖL	HL
7	2001	185,66	112.548	28.274	22.632	163.454	1.035,82	113.521	25.753	21.196	160.470	118,93	850,16	113.733	25.203	20.882	159.818
8	2001	176,17	113.335	31.953	25.027	170.314	1.013,32	113.515	25.001	20.632	159.147	118,54	837,15	113.552	23.538	19.707	156.797
9	2001	148,21	115.145	36.861	32.119	184.126	801,02	116.120	30.577	27.248	173.945	120,47	652,81	116.341	29.150	26.142	171.633
10	2001	150,10	117.511	40.768	32.239	190.519	803,79	119.158	31.130	27.589	177.877	122,83	653,69	119.536	28.917	26.522	174.974
11	2001	162,26	116.304	32.386	33.058	181.748	827,75	118.830	29.152	28.392	176.374	122,07	665,49	119.446	28.364	27.254	175.063
12	2001	160,52	116.098	29.250	66.071	211.420	836,33	118.592	26.857	62.509	207.958	121,26	675,81	119.184	26.289	61.663	207.136
1	2002	172,72	119.472	52.000	33.864	205.336	859,26	122.784	45.432	27.777	195.993	124,40	686,54	123.617	43.780	26.245	193.642
2	2002	169,44	120.097	32.645	36.567	189.309	848,96	122.928	28.537	31.029	182.494	124,89	679,52	123.635	27.513	29.648	180.795
3	2002	164,15	119.448	27.998	34.598	182.043	843,43	123.089	28.726	28.552	180.368	124,53	679,28	123.970	28.902	27.091	179.963
4	2002	163,86	120.084	59.930	43.002	223.015	852,75	123.719	50.871	37.637	212.227	125,11	688,89	124.584	48.716	36.361	209.661
5	2002	174,85	119.182	45.442	31.591	196.215	908,27	122.247	38.345	25.926	186.517	123,68	733,42	122.977	36.653	24.575	184.205
6	2002	189,64	119.068	37.047	29.236	185.351	1.057,95	121.065	30.406	25.659	177.130	121,96	868,31	121.501	28.956	24.877	175.335

Starfsmannafélag ríkisstofnana, samtals

		<i>Karlar</i>						<i>Allir</i>						<i>Konur</i>				
MA	AR	STG	DL	YL	ÖL	HL	STG	DL	YL	ÖL	HL	Km.dl.	STG	DL	YL	ÖL	HL	
7	2001	1.466,95	138.975	55.760	10.353	205.087	4.662,60	130.513	34.181	8.521	173.215	131,10	3.195,64	126.628	24.276	7.681	158.584	
8	2001	1.414,01	140.673	54.263	10.469	205.405	4.509,86	131.466	33.338	8.347	173.151	131,64	3.095,86	127.261	23.781	7.378	158.419	
9	2001	1.227,49	146.037	67.115	12.929	226.081	3.806,01	136.139	41.598	10.148	187.886	135,42	2.578,53	131.427	29.451	8.825	169.703	
10	2001	1.223,78	147.866	68.713	13.708	230.286	3.809,23	138.625	42.448	10.683	191.756	137,02	2.585,45	134.250	30.016	9.251	173.517	
11	2001	1.228,90	148.278	67.938	14.708	230.923	3.816,82	138.775	42.304	11.168	192.247	136,70	2.587,91	134.263	30.131	9.487	173.881	
12	2001	1.224,80	148.265	59.768	50.365	258.397	3.817,02	138.705	37.880	46.891	223.477	135,99	2.592,21	134.188	27.539	45.250	206.977	
1	2002	1.250,51	153.232	66.392	16.000	235.624	3.884,97	143.614	44.552	11.598	199.765	139,52	2.634,46	139.048	34.186	9.508	182.743	
2	2002	1.245,72	154.179	65.486	15.870	235.535	3.845,85	144.122	41.410	12.059	197.592	140,40	2.600,14	139.304	29.875	10.234	179.413	
3	2002	1.246,91	155.174	66.396	16.253	237.821	3.850,43	144.655	42.208	11.732	198.595	140,32	2.603,52	139.618	30.624	9.567	179.809	
4	2002	1.231,09	155.336	71.636	27.903	254.874	3.847,32	144.964	47.626	22.907	215.496	140,57	2.616,23	140.083	36.329	20.555	196.967	
5	2002	1.303,32	153.734	65.764	14.934	234.434	4.077,91	143.517	43.221	10.855	197.592	139,22	2.774,59	138.717	32.631	8.938	180.287	
6	2002	1.447,04	150.297	58.677	12.681	221.655	4.623,12	140.265	37.218	10.186	187.668	135,48	3.176,08	135.694	27.441	9.049	172.183	

Tollvarðafélag Íslands

		<i>Karlar</i>						<i>Allir</i>						<i>Konur</i>				
MA	AR	STG	DL	YL	ÖL	HL	STG	DL	YL	ÖL	HL	Km.dl.	STG	DL	YL	ÖL	HL	
7	2001	106,27	168.766	83.153	36.366	288.286	146,14	159.627	80.716	35.855	276.198	133,17	39,87	135.267	74.221	34.491	243.979	
8	2001	104,99	170.304	97.982	26.734	295.020	143,13	161.186	94.217	28.176	283.579	134,04	38,14	136.086	83.852	32.146	252.084	
9	2001	99,15	174.144	102.044	32.122	308.310	127,76	167.945	99.391	32.928	300.265	138,75	28,61	146.459	90.197	35.722	272.378	
10	2001	96,03	176.388	119.218	32.000	327.606	120,03	171.671	117.627	31.605	320.903	140,92	24,00	152.799	111.258	30.026	294.083	
11	2001	96,11	176.274	117.833	32.671	326.779	120,11	171.583	116.150	33.581	321.314	140,36	24,00	152.799	109.408	37.223	299.430	
12	2001	96,12	176.219	97.387	70.266	343.873	120,12	171.539	94.200	71.323	337.063	139,68	24,00	152.799	81.435	75.556	309.790	
1	2002	95,88	181.929	145.050	31.414	358.393	119,38	177.123	141.892	32.251	351.265	142,91	23,50	157.514	129.009	35.664	322.187	
2	2002	99,73	182.204	105.398	34.422	322.024	122,15	178.096	104.502	35.043	317.641	144,09	22,42	159.824	100.518	37.804	298.146	
3	2002	96,46	182.961	96.179	30.684	309.824	119,80	177.584	91.235	31.144	299.963	143,07	23,35	155.369	70.806	33.044	259.219	
4	2002	96,00	183.861	117.569	41.259	342.690	118,62	179.735	116.867	41.379	337.981	144,74	22,62	162.222	113.886	41.885	317.993	
5	2002	101,66	179.737	102.464	30.205	312.406	129,22	174.010	97.441	29.758	301.210	140,19	27,56	152.888	78.915	28.108	259.911	
6	2002	109,02	175.692	84.540	29.220	289.451	146,23	167.132	77.926	28.751	273.809	134,07	37,21	142.056	58.550	27.377	227.984	

BSRB, ríkisstarfsmenn

		Kerlar										Konur									
MA	AR	STG	DL	YL	ÖL	HL	STG	DL	YL	ÖL	HL	STG	DL	YL	ÖL	HL	STG	DL	YL	ÖL	HL
7	2001	2.547,00	145.686	64.852	23.481	234.019	6.714,04	134.285	40.638	14.453	189.375	6.714,04	134.285	40.638	14.453	189.375	4.167,05	127.316	25.838	8.935	162.088
8	2001	2.467,51	147.064	65.874	24.769	237.706	6.518,79	135.284	41.502	14.857	191.643	6.518,79	135.284	41.502	14.857	191.643	4.051,28	128.108	26.659	8.821	163.587
9	2001	2.214,57	159.487	77.141	28.581	265.208	5.732,46	142.556	49.027	17.627	209.210	5.732,46	142.556	49.027	17.627	209.210	3.517,90	131.898	31.330	10.731	173.958
10	2001	2.191,64	161.242	81.761	27.661	270.665	5.543,50	145.397	51.204	17.418	214.020	5.543,50	145.397	51.204	17.418	214.020	3.351,87	135.037	31.225	10.721	176.982
11	2001	2.201,59	161.880	80.266	29.254	271.400	5.558,21	146.984	50.968	18.755	216.708	5.558,21	146.984	50.968	18.755	216.708	3.356,62	137.215	31.753	11.868	180.836
12	2001	2.197,87	161.482	73.040	67.575	302.097	5.632,56	146.562	48.197	59.908	254.668	5.632,56	146.562	48.197	59.908	254.668	3.434,70	137.016	32.300	55.002	224.318
1	2002	2.184,89	167.904	85.096	33.718	286.718	5.667,53	152.691	56.479	21.113	230.283	5.667,53	152.691	56.479	21.113	230.283	3.482,66	143.147	38.505	13.205	194.857
2	2002	2.193,24	168.507	78.906	31.067	278.480	5.653,55	153.210	50.786	20.016	224.012	5.653,55	153.210	50.786	20.016	224.012	3.460,31	143.514	32.963	13.011	189.488
3	2002	2.194,74	168.705	76.346	29.813	274.863	5.667,43	153.404	51.932	19.477	224.813	5.667,43	153.404	51.932	19.477	224.813	3.472,70	143.735	36.504	12.944	193.183
4	2002	2.179,58	169.246	85.543	43.158	297.947	5.651,30	153.925	57.977	31.250	243.152	5.651,30	153.925	57.977	31.250	243.152	3.471,70	144.305	40.671	23.773	208.750
5	2002	2.323,83	166.901	78.776	29.466	275.143	6.017,10	152.163	54.180	18.871	225.214	6.017,10	152.163	54.180	18.871	225.214	3.693,26	142.890	38.704	12.204	193.798
6	2002	2.516,31	162.984	76.292	28.011	267.288	6.670,72	148.550	47.659	18.010	214.219	6.670,72	148.550	47.659	18.010	214.219	4.154,41	139.806	30.316	11.953	182.075

3.2 BHM, ríkisstarfsmenn

Október 2002

Félag tækniskólakefnara

		Karlar						Allir						Konur					
MA	AR	STG	DL	YL	ÖL	HL	STG	DL	YL	ÖL	HL	Km.dl	STG	DL	YL	ÖL	HL		
7	2001	26.88	241.497	12.450	0	253.946	45.63	232.223	20.683	0	252.907	163,70	18,95	219.070	32.362	0	251.432		
8	2001	25.05	240.187	13.456	0	253.643	45,52	229.316	15.704	0	245.020	161,13	20,47	216.010	18.455	0	234.465		
9	2001	23.65	243.123	128.055	0	371.178	43,00	231.642	104.203	0	335.845	161,70	19,35	217.609	75.051	0	292.660		
10	2001	24.01	243.540	114.678	0	358.218	43,83	231.539	101.450	0	332.990	160,60	19,82	216.999	85.424	0	302.423		
11	2001	23.59	241.472	118.405	0	359.877	43,41	230.298	100.059	0	330.358	159,19	19,82	216.999	78.224	0	295.223		
12	2001	24.26	243.623	167.454	37.231	448.308	44,08	231.653	152.984	34.706	419.343	159,39	19,82	216.999	135.271	31.615	383.885		
1	2002	26.28	254.364	121.922	0	376.286	45,93	246.532	111.874	0	358.406	168,07	19,65	236.059	98.439	0	334.497		
2	2002	26.20	256.829	90.802	0	347.632	46,01	247.837	76.133	0	323.970	169,43	19,81	235.946	56.736	0	292.682		
3	2002	25.76	255.805	82.615	0	338.420	43,20	249.923	80.193	0	330.116	170,13	17,44	241.238	76.615	0	317.853		
4	2002	25.76	257.563	82.783	9.700	350.045	44,07	250.015	84.511	10.099	344.626	170,12	18,31	239.399	86.943	10.661	337.003		
5	2002	26.16	258.067	145.637	6.053	409.757	44,47	250.380	154.234	3.680	408.294	170,44	18,31	239.399	166.514	292	406.205		
6	2002	26.16	260.398	47.094	0	307.492	44,52	251.632	44.792	0	296.424	170,56	18,36	239.145	41.512	0	280.656		

Kenningarfélag KHÍ

		Karlar						Allir						Konur					
MA	AR	STG	DL	YL	ÖL	HL	STG	DL	YL	ÖL	HL	Km.dl	STG	DL	YL	ÖL	HL		
7	2001	42.20	222.252	125.828	0	348.080	94,51	212.352	113.131	656	326.139	135,72	52,31	204.364	102.886	1.185	308.435		
8	2001	52.33	215.462	83.818	0	299.279	127,73	206.779	68.336	0	275.115	131,74	75,39	200.752	57.590	0	258.342		
9	2001	48.83	216.807	51.719	0	268.526	118,13	209.476	47.609	0	257.085	132,58	69,30	204.310	44.712	0	249.023		
10	2001	43.27	221.834	65.193	0	287.026	106,78	212.373	58.024	0	270.397	133,56	63,51	205.927	53.140	0	259.067		
11	2001	43.27	221.645	67.242	219	289.107	107,81	212.145	63.483	150	275.778	132,96	64,54	205.776	60.963	103	266.843		
12	2001	43.27	221.664	77.691	33.246	332.600	108,57	212.656	68.590	32.867	314.113	132,66	65,30	206.686	62.559	32.615	301.860		
1	2002	42.06	227.524	79.374	0	306.898	104,88	219.198	72.364	0	291.562	135,49	62,82	213.623	67.670	0	281.293		
2	2002	41.70	227.707	82.945	0	310.652	105,64	218.910	75.689	94	294.693	135,68	63,94	213.173	70.957	155	284.285		
3	2002	42.19	227.493	83.728	474	311.695	106,36	218.811	79.961	188	298.960	135,05	64,19	213.104	77.485	0	290.589		
4	2002	42.35	227.796	83.335	9.910	321.041	107,66	218.843	74.432	9.655	302.930	135,01	65,31	213.036	68.658	9.489	291.184		
5	2002	42.27	227.849	91.680	1.766	321.296	111,07	219.362	78.649	672	298.683	135,39	68,80	214.147	70.641	0	284.788		
6	2002	42.34	227.894	123.015	0	350.909	107,81	218.894	107.433	0	326.327	134,52	65,47	213.073	97.354	0	310.427		

Dýralæknafélag Íslands

MA	AR	<i>Karlar</i>				
		STG	DL	YL	ÖL	HL
7	2001					
8	2001					
9	2001					
10	2001					
11	2001					
12	2001					
1	2002					
2	2002					
3	2002					
4	2002					
5	2002					
6	2002					

Allir

STG	DL	YL	ÖL	HL	Km.dl
22,58	229.678	63.105	69.753	362.536	158,58
23,58	229.408	69.054	14.592	313.054	157,89
25,77	229.160	47.527	37.391	314.078	156,69
27,55	228.549	58.075	34.650	321.274	155,27
23,94	229.777	62.738	37.139	329.654	155,57
23,98	229.117	47.484	33.182	309.783	154,41
20,78	252.958	41.698	0	294.656	168,92
20,56	255.793	44.358	54.487	354.637	171,28
19,38	255.572	63.147	74.128	392.847	170,41
20,80	251.692	62.156	68.364	382.212	167,75
19,86	255.017	50.878	67.761	373.657	170,04
20,27	253.299	59.927	44.822	358.048	168,17

Konur

STG	DL	YL	ÖL	HL
-----	----	----	----	----

Stéttarfélag sálfræðinga á Íslandi

MA	AR	<i>Karlar</i>				
		STG	DL	YL	ÖL	HL
7	2001	16,10	279.919	27.207	7.578	314.705
8	2001	16,91	279.904	29.809	0	309.713
9	2001	17,47	273.642	30.874	2.608	307.124
10	2001	17,85	267.855	30.617	704	299.176
11	2001	17,76	268.798	32.133	424	301.356
12	2001	17,87	268.743	21.784	33.070	323.596
1	2002	18,64	280.646	13.299	0	293.944
2	2002	18,73	280.773	12.126	0	292.899
3	2002	19,65	281.750	13.454	1.949	297.153
4	2002	18,73	284.130	12.159	18.464	314.753
5	2002	19,33	282.842	10.015	0	292.857
6	2002	20,24	282.355	7.800	0	290.155

Allir

STG	DL	YL	ÖL	HL	Km.dl
44,43	265.040	31.963	6.099	303.102	169,91
46,54	262.830	36.178	2.258	301.266	167,95
47,77	261.303	32.314	2.653	296.270	165,88
47,95	259.131	33.441	1.701	294.273	163,46
48,30	258.900	33.375	2.516	294.791	162,75
50,26	257.715	23.280	33.984	314.979	161,26
50,34	269.242	19.151	2.086	290.480	166,93
51,44	271.063	14.914	1.837	287.815	168,52
50,35	270.673	18.294	3.635	292.602	167,57
49,96	271.306	18.721	14.994	305.022	167,89
50,53	271.149	15.672	681	287.502	167,86
52,11	270.932	14.479	903	286.314	167,01

Konur

STG	DL	YL	ÖL	HL
28,33	256.585	34.666	5.259	296.509
29,63	253.085	39.812	3.547	296.445
30,30	254.190	33.143	2.678	290.012
30,10	253.958	35.116	2.293	291.366
30,54	253.144	34.097	3.733	290.973
32,39	251.632	24.105	34.488	310.224
31,70	262.535	22.594	3.314	288.442
32,71	265.501	16.512	2.889	284.903
30,70	263.580	21.393	4.715	289.688
31,23	263.612	22.658	12.913	299.183
31,20	263.906	19.176	1.103	284.185
31,87	263.677	18.721	1.476	283.874

BHM, ríkisstarfsmenn

Október 2002

Stéttarfélag sjúkráþjálfá

		<i>Karlar</i>					<i>Konur</i>				
MA	AR	STG	DL	YL	ÖL	HL	STG	DL	YL	ÖL	HL
7	2001	46,26	205.719	40.387	6.254	252.360	131,42				
8	2001	46,29	203.768	42.532	6.346	252.646	129,76				
9	2001	50,47	202.550	45.345	5.759	253.654	128,14				
10	2001	48,90	201.284	46.160	6.460	253.904	126,53				
11	2001	49,82	202.434	48.406	5.753	256.593	126,81				
12	2001	49,98	202.771	46.095	41.345	290.211	126,43				
1	2002	51,66	210.285	41.088	6.673	258.046	129,92				
2	2002	52,05	210.801	42.702	6.719	260.222	130,60				
3	2002	52,07	210.870	47.655	6.599	265.124	130,09				
4	2002	52,11	211.315	45.893	16.789	273.997	130,31				
5	2002	53,53	211.683	43.938	6.961	262.582	130,59				
6	2002	52,84	212.015	41.570	7.207	260.793	130,24				

Kjarafélag iðjuþjálfá

		<i>Karlar</i>					<i>Konur</i>				
MA	AR	STG	DL	YL	ÖL	HL	STG	DL	YL	ÖL	HL
7	2001	39,96	212.252	32.744	0	244.996	131,03				
8	2001	39,86	213.809	31.854	0	245.663	131,56				
9	2001	38,54	212.816	33.386	0	246.202	130,10				
10	2001	40,46	214.190	49.196	0	263.386	130,10				
11	2001	41,01	214.968	39.885	0	254.853	130,13				
12	2001	38,55	215.228	35.548	35.020	285.796	129,68				
1	2002	38,30	222.244	37.818	0	260.062	132,68				
2	2002	37,61	220.856	44.057	0	264.913	132,22				
3	2002	37,76	220.936	38.966	0	259.902	131,71				
4	2002	37,62	221.010	38.847	10.002	269.859	131,70				
5	2002	37,81	221.076	40.832	0	261.908	131,79				
6	2002	42,20	220.704	44.307	0	265.011	131,00				

Stéttarfélag íslenskra félagsráðgjafa

MA	AR	Karlar					Allir						Konur	DL	YL	ÖL	HL
		STG	DL	YL	ÖL	HL	STG	DL	YL	ÖL	HL	Km.dl					
7	2001						58,91	208.967	27.327	3.660	239.954	155,76					
8	2001						54,39	210.808	35.970	22.333	269.111	156,63					
9	2001						53,93	212.440	32.306	5.256	250.002	156,81					
10	2001						54,97	210.009	32.617	5.340	247.966	154,03					
11	2001						53,94	210.204	34.874	3.574	248.652	153,64					
12	2001						52,19	209.789	32.486	43.256	285.531	152,63					
1	2002						55,50	218.415	33.174	5.544	257.134	157,45					
2	2002						52,85	216.756	33.857	5.102	255.715	156,68					
3	2002						53,63	217.206	35.727	4.851	257.784	156,35					
4	2002						54,69	217.706	36.306	14.969	268.980	156,64					
5	2002						55,17	219.993	32.947	6.716	259.656	158,35					
6	2002						57,01	217.807	28.572	5.759	252.138	156,11					

Meinataeknafélag Íslands *Kaupmáttur miðast við 04/1989 = 100,00*

MA	AR	Karlar					Allir						Konur	DL	YL	ÖL	HL
		STG	DL	YL	ÖL	HL	STG	DL	YL	ÖL	HL	Km.dl					
7	2001						160,70	187.961	71.347	20.545	279.853	154,84					
8	2001						157,75	187.971	74.441	21.461	283.873	154,36					
9	2001						158,03	187.481	76.523	21.111	285.115	152,94					
10	2001						158,13	187.918	77.429	22.530	287.877	152,32					
11	2001						156,46	187.977	74.912	20.570	283.459	151,85					
12	2001						154,28	188.253	83.705	61.632	333.590	151,37					
1	2002						158,69	193.055	78.959	22.113	294.128	153,81					
2	2002						157,63	193.315	73.801	23.844	290.960	154,44					
3	2002						157,97	193.456	87.474	26.780	307.710	153,90					
4	2002						158,48	193.544	83.443	33.608	310.596	153,91					
5	2002						157,57	193.399	87.905	25.011	306.316	153,86					
6	2002						156,27	193.700	84.112	25.184	302.996	153,43					

Félag íslenskra geislafræðinga

Kaupmáttur miðast við 01/1992 = 100,00

		Karlar					Allir					Konur					
MA	AR	STG	DL	YL	ÖL	HL	STG	DL	YL	ÖL	HL	Km.dl	STG	DL	YL	ÖL	HL
7	2001						49,94	172.914	77.652	14.589	265.155	167,64					
8	2001						51,61	171.852	67.476	24.078	263.406	166,08					
9	2001						45,86	174.028	79.516	16.612	270.156	167,08					
10	2001						48,57	173.835	71.491	16.052	261.378	165,83					
11	2001						47,01	171.933	74.056	17.156	263.145	163,45					
12	2001						44,02	173.429	80.716	61.104	315.249	164,11					
1	2002						43,77	178.726	76.517	21.501	276.744	167,58					
2	2002						43,36	180.079	70.307	18.567	268.953	169,31					
3	2002						44,06	180.124	88.909	17.395	286.428	168,64					
4	2002						46,23	180.163	73.075	25.067	278.306	168,61					
5	2002						42,81	179.827	86.652	15.720	282.199	168,36					
6	2002						44,57	179.746	85.710	19.541	284.997	167,56					

Félag íslenskra náttúrufræðinga

		Karlar					Allir					Konur					
MA	AR	STG	DL	YL	ÖL	HL	STG	DL	YL	ÖL	HL	Km.dl	STG	DL	YL	ÖL	HL
7	2001	359,65	226.267	58.502	5.334	290.103	590,38	217.924	51.829	5.032	274.784	146,99	230,74	204.918	41.428	4.561	250.907
8	2001	363,08	226.730	47.629	36.612	310.971	593,93	218.815	43.559	36.195	298.569	147,12	230,85	206.366	37.159	35.538	279.063
9	2001	345,02	230.112	59.993	5.770	295.875	566,98	221.930	50.420	5.109	277.459	148,23	221,95	209.211	35.538	4.082	248.832
10	2001	349,44	231.173	58.896	5.595	295.664	569,75	222.780	49.349	5.032	277.162	147,85	220,31	209.468	34.205	4.140	247.813
11	2001	343,95	231.853	53.449	5.574	290.876	561,53	223.003	44.665	5.313	272.981	147,49	217,58	209.013	30.779	4.901	244.693
12	2001	349,41	231.688	43.682	39.638	315.008	567,51	223.265	37.468	39.902	300.635	146,98	218,09	209.770	27.513	40.323	277.606
1	2002	347,28	240.785	34.185	3.511	278.481	566,16	232.091	30.819	3.951	266.861	151,62	218,88	218.297	25.479	4.649	248.425
2	2002	352,40	243.375	41.654	5.558	290.587	570,31	235.970	35.250	5.185	276.405	154,58	217,90	223.994	24.893	4.582	253.469
3	2002	353,37	242.666	54.866	7.016	304.547	577,71	235.596	45.090	7.083	287.768	153,68	224,33	224.460	29.690	7.188	261.338
4	2002	346,84	244.600	52.325	37.544	334.468	572,50	237.008	45.996	32.437	315.441	154,54	225,66	225.339	36.270	24.589	286.198
5	2002	354,13	245.097	57.704	5.470	308.271	579,02	237.578	48.694	5.536	291.809	154,98	224,90	225.739	34.507	5.641	265.887
6	2002	359,89	242.712	44.649	4.802	292.163	601,48	233.615	37.208	5.765	276.589	151,74	241,59	220.065	26.124	7.201	253.390

Fél. íslenskra félagsvísindamanna

MA	AR	<i>Karlar</i>				
		STG	DL	YL	ÖL	HL
7	2001	14,05	224.051	29.574	2.111	255.735
8	2001	14,05	224.247	31.570	2.111	257.928
9	2001	13,80	224.561	47.417	2.149	274.127
10	2001	15,30	224.574	35.482	6.590	266.646
11	2001	15,30	224.574	42.918	6.590	274.082
12	2001	15,61	224.624	49.068	38.649	312.341
1	2002	15,30	231.306	37.583	6.788	275.676
2	2002	13,36	230.151	37.900	7.772	275.823
3	2002	13,30	233.302	38.907	7.809	280.017
4	2002	13,99	232.152	41.766	17.968	291.886
5	2002	15,78	229.245	40.751	3.292	273.288
6	2002	14,30	235.945	43.331	7.513	286.789

Félag íslenskra fræða

MA	AR	<i>Karlar</i>				
		STG	DL	YL	ÖL	HL
7	2001	22,29	203.401	28.128	426	231.955
8	2001	21,31	207.319	22.504	445	230.268
9	2001	21,84	204.335	24.193	434	228.963
10	2001	20,37	213.024	33.897	466	247.387
11	2001	21,04	214.206	24.370	451	239.027
12	2001	19,77	211.303	24.563	36.054	271.920
1	2002	19,83	223.998	20.039	493	244.530
2	2002	19,75	224.890	27.538	495	252.922
3	2002	19,69	224.797	41.537	496	266.830
4	2002	20,90	223.588	17.593	10.128	251.310
5	2002	18,64	225.630	26.596	524	252.751
6	2002	20,12	220.481	32.577	486	253.544

Allir

STG	DL	YL	ÖL	HL	Km.dl
35,21	215.834	37.020	6.066	258.920	152,91
36,24	216.583	38.466	3.336	258.385	152,95
35,35	218.780	50.028	5.892	274.700	153,49
38,72	219.014	39.965	6.261	265.240	152,67
35,67	220.142	46.078	5.628	271.848	152,93
36,84	220.263	44.048	41.427	305.738	152,31
39,74	227.161	36.356	11.558	275.076	155,64
39,32	227.291	34.429	9.391	271.111	156,16
38,49	231.788	35.973	8.094	275.856	158,58
40,45	230.977	37.466	19.731	288.174	157,96
43,06	230.491	40.603	9.207	280.301	157,69
39,97	234.552	40.172	8.944	283.668	159,78

Allir

STG	DL	YL	ÖL	HL	Km.dl
43,63	203.714	29.186	353	233.253	128,02
41,68	207.610	16.055	228	223.893	130,05
43,15	205.614	21.002	220	226.836	127,96
40,75	211.410	23.277	233	234.920	130,73
40,81	213.802	21.711	233	235.746	131,75
39,54	212.569	22.133	36.060	270.762	130,39
40,84	222.374	16.138	239	238.751	135,16
39,65	224.191	18.323	247	242.761	136,63
40,15	223.333	24.145	243	247.721	135,54
41,41	223.258	12.473	10.041	245.772	135,44
40,84	225.040	15.813	239	241.093	136,57
43,89	221.820	25.037	362	247.219	134,04

Konur

STG	DL	YL	ÖL	HL
21,16	210.377	41.965	8.693	261.036
22,19	211.731	42.833	4.112	258.676
21,55	215.077	51.700	8.289	275.066
23,42	215.383	42.892	6.046	264.321
20,37	216.813	48.453	4.905	270.171
21,23	217.059	40.358	43.468	300.885
24,44	224.567	35.588	14.544	274.699
25,96	225.819	32.642	10.224	268.685
25,19	230.989	34.424	8.245	273.658
26,46	230.356	35.192	20.664	286.212
27,29	231.211	40.517	12.627	284.355
25,67	233.776	38.412	9.742	281.929

Konur

STG	DL	YL	ÖL	HL
21,34	204.040	30.290	278	234.608
20,37	207.914	9.307	0	217.221
21,31	206.925	17.730	0	224.655
20,37	209.796	12.657	0	222.453
19,77	213.372	18.880	0	232.252
19,77	213.835	19.703	36.067	269.604
21,01	220.840	12.456	0	233.295
19,90	223.498	9.179	0	232.677
20,46	221.923	7.407	0	229.330
20,51	222.921	7.256	9.952	240.129
22,20	224.545	6.759	0	231.303
23,77	222.954	18.652	257	241.863

Stéttarfélag bókasafns- og upplýsingafræðinga

		<i>Karlar</i>						<i>Allir</i>						<i>Konur</i>				
MA	AR	STG	DL	YL	ÖL	HL	STG	DL	YL	ÖL	HL	Km.dl	STG	DL	YL	ÖL	HL	
7	2001						78,04	193.697	16.894	0	210.591	144,52						
8	2001						82,84	194.755	21.046	106	215.907	144,85						
9	2001						79,22	196.048	28.132	46	224.226	144,85						
10	2001						80,06	200.791	26.246	76	227.113	147,41						
11	2001						78,94	204.504	28.342	96	232.942	149,62						
12	2001						78,19	208.468	23.936	35.279	267.683	151,82						
1	2002						77,57	221.348	23.787	14	245.150	159,72						
2	2002						77,71	221.157	24.265	86	245.508	160,02						
3	2002						77,19	223.106	25.634	74	248.814	160,75						
4	2002						76,33	222.597	26.175	14.627	263.399	160,32						
5	2002						76,69	223.475	24.646	101	248.222	161,02						
6	2002						73,02	224.210	21.565	0	245.775	160,86						

Félag fréttamanna

		<i>Karlar</i>						<i>Allir</i>						<i>Konur</i>				
MA	AR	STG	DL	YL	ÖL	HL	STG	DL	YL	ÖL	HL	Km.dl	STG	DL	YL	ÖL	HL	
7	2001	50,82	189.716	80.835	21.298	291.849	69,23	188.212	73.774	21.234	283.220	140,46	18,40	184.057	54.277	21.058	259.392	
8	2001	48,54	189.900	86.386	18.186	294.472	65,04	188.208	78.027	20.092	286.328	140,01	16,50	183.231	53.443	25.701	262.374	
9	2001	45,48	195.074	85.968	26.627	307.670	62,04	192.923	79.487	27.320	299.730	142,58	16,56	187.014	61.685	29.225	277.924	
10	2001	43,29	198.006	86.163	26.948	311.117	58,93	195.129	77.364	27.901	300.394	143,29	15,63	187.161	52.995	30.540	270.696	
11	2001	42,21	198.394	83.307	28.687	310.388	57,39	195.775	73.832	28.585	298.192	143,27	15,17	188.489	47.466	28.302	264.257	
12	2001	42,15	199.949	82.647	62.371	344.967	57,15	198.082	74.585	62.063	334.731	144,29	14,99	192.833	51.923	61.199	305.955	
1	2002	42,77	204.838	127.320	30.635	362.793	56,52	203.199	119.364	32.252	354.814	146,66	13,75	198.100	94.614	37.281	329.995	
2	2002	43,66	203.875	93.790	28.188	325.853	56,76	202.769	85.492	29.434	317.695	146,75	13,10	199.080	57.827	33.589	290.496	
3	2002	41,63	212.306	97.535	27.431	337.272	54,83	210.660	89.076	27.584	327.321	151,82	13,20	205.469	62.390	28.067	295.926	
4	2002	43,53	210.098	139.477	36.903	386.478	56,69	209.066	138.982	35.895	383.942	150,61	13,16	205.654	137.344	32.560	375.557	
5	2002	44,66	209.135	130.939	25.478	365.552	58,37	207.873	121.786	25.164	354.823	149,81	13,70	203.760	91.955	24.141	319.857	
6	2002	49,29	200.983	100.606	25.480	327.068	64,99	200.993	102.987	25.532	329.513	144,23	15,70	201.026	110.464	25.698	337.187	

BHM, ríkisstarfsmenn

Félag háskólakennara		Kortar										Konur									
MA	AR	STG	DL	YL	ÖL	HL	Alfir	STG	DL	YL	ÖL	HL	Km.dl	STG	DL	YL	ÖL	HL			
7	2001	235,41	221,986	49,365	18,467	289,819	452,67	213,189	40,397	16,325	269,911	122,84	122,84	217,26	203,656	30,680	14,004	248,340			
8	2001	238,33	221,947	47,721	4,477	274,146	462,25	213,037	39,689	3,027	255,753	122,36	122,36	223,92	203,554	31,141	1,483	236,177			
9	2001	237,53	225,906	64,240	2,899	293,045	461,70	216,776	53,713	2,103	272,592	123,69	123,69	224,17	207,102	42,558	1,260	250,920			
10	2001	238,87	226,064	61,207	3,513	290,784	463,50	217,298	52,066	2,642	272,006	123,20	123,20	224,63	207,977	42,346	1,715	252,037			
11	2001	239,12	227,482	60,237	3,497	291,217	464,74	217,744	54,246	2,383	274,374	123,03	123,03	225,61	207,423	47,897	1,203	256,523			
12	2001	236,81	226,805	66,301	36,340	329,445	462,65	217,423	64,521	35,920	317,864	122,28	122,28	225,85	207,586	62,655	35,480	305,721			
1	2002	239,08	235,361	56,384	2,717	294,462	468,88	225,103	48,770	1,850	275,723	146,66	146,66	229,80	214,429	40,849	947	256,226			
2	2002	240,04	233,962	56,558	2,617	293,138	474,51	224,394	49,558	1,900	275,852	146,75	146,75	234,48	214,599	42,391	1,166	258,156			
3	2002	242,06	234,583	58,901	30,567	324,051	478,21	224,453	55,237	23,510	303,200	151,82	151,82	236,15	214,070	51,480	16,278	281,828			
4	2002	242,18	233,978	58,763	66,489	359,230	484,90	223,660	49,111	52,116	324,887	150,61	150,61	242,72	213,365	39,479	37,775	290,619			
5	2002	239,02	234,797	61,297	26,888	322,982	479,79	223,728	52,636	25,437	301,801	149,81	149,81	240,77	212,741	44,037	23,996	280,774			
6	2002	249,05	231,937	50,532	86,170	368,639	495,50	221,434	43,240	65,545	330,219	144,23	144,23	246,45	210,820	35,871	44,702	291,394			

Félag háskólakennara á Akureyri		Kortar										Konur									
MA	AR	STG	DL	YL	ÖL	HL	Alfir	STG	DL	YL	ÖL	HL	Km.dl	STG	DL	YL	ÖL	HL			
7	2001	37,98	234,263	42,632	0	276,895	72,01	220,613	26,478	417	247,508	171,25	171,25	34,03	205,377	8,447	882	214,706			
8	2001	35,27	232,190	84,537	0	316,727	68,65	220,318	57,985	1,342	279,644	170,48	170,48	33,38	207,774	29,932	2,760	240,466			
9	2001	36,49	234,500	73,349	0	307,849	70,95	221,197	52,785	1,298	275,280	170,03	170,03	34,46	207,106	31,005	2,674	240,785			
10	2001	36,79	235,360	81,572	0	316,932	71,98	221,455	64,325	1,280	287,060	169,15	169,15	35,18	206,915	46,290	2,618	255,823			
11	2001	36,69	234,621	87,694	0	322,315	72,77	221,096	60,772	1,266	283,134	168,29	168,29	36,08	207,340	33,388	2,554	243,281			
12	2001	36,69	234,956	81,498	32,316	348,771	72,77	221,352	57,418	33,226	311,997	167,71	167,71	36,08	207,515	32,925	34,152	274,592			
1	2002	37,85	242,926	81,787	0	324,713	76,96	229,453	59,176	1,233	289,863	172,26	172,26	39,10	216,411	37,288	2,427	256,125			
2	2002	37,50	244,452	98,883	0	343,335	77,04	229,694	76,298	1,232	307,223	172,91	172,91	39,53	215,693	54,872	2,400	272,964			
3	2002	37,44	244,413	79,489	0	323,902	75,62	230,420	58,101	1,277	289,797	172,73	172,73	38,38	216,768	37,236	2,522	256,526			
4	2002	37,44	244,413	86,027	10,455	340,896	74,63	231,435	62,947	12,187	306,569	173,42	173,42	37,19	218,370	39,711	13,930	272,012			
5	2002	38,44	242,710	102,015	6,435	351,160	77,00	230,017	74,963	3,212	308,193	172,42	172,42	38,56	217,364	47,995	0	265,360			
6	2002	39,04	243,186	101,613	2,347	347,147	78,84	230,325	87,798	2,031	320,154	171,92	171,92	39,80	217,710	74,249	1,720	293,679			

Kaupmátur miðast við 05/1992 = 100,00

Fél. háskólamenntaðra starfsmanna stjórnarráðsins

		<i>Karlar</i>					<i>Allir</i>						<i>Konur</i>				
MA	AR	STG	DL	YL	ÖL	HL	STG	DL	YL	ÖL	HL	Km.dl	STG	DL	YL	ÖL	HL
7	2001	138,86	233.077	61.071	6.994	301.143	283,28	226.419	56.563	4.568	287.550	146,54	144,41	220.017	52.228	2.235	274.480
8	2001	139,27	233.406	60.599	4.847	298.851	288,91	226.534	51.631	3.544	281.709	146,14	149,65	220.139	43.284	2.332	265.756
9	2001	138,60	234.077	57.955	5.886	297.918	291,48	227.876	55.182	4.487	287.545	146,05	152,89	222.254	52.669	3.219	278.142
10	2001	138,25	233.864	54.597	5.463	293.923	294,86	227.748	53.230	4.558	285.535	145,03	156,61	222.348	52.023	3.760	278.131
11	2001	137,04	233.997	65.405	5.474	304.876	296,06	227.813	60.734	4.384	292.930	144,58	159,01	222.482	56.708	3.444	282.635
12	2001	141,35	232.641	63.236	39.081	334.958	301,60	227.750	56.126	37.029	320.905	143,87	160,25	223.435	49.855	35.220	308.511
1	2002	139,52	241.041	57.616	6.033	304.690	300,51	236.146	55.458	4.466	296.070	147,81	160,99	231.904	53.588	3.108	288.600
2	2002	138,58	243.273	58.337	6.576	308.186	300,08	236.513	56.141	5.083	297.737	148,44	161,50	230.713	54.258	3.801	288.771
3	2002	141,19	242.045	57.662	6.955	306.661	302,71	235.768	55.671	5.262	296.701	147,35	161,52	230.282	53.932	3.781	287.995
4	2002	142,24	243.709	60.569	16.102	320.380	301,17	237.030	57.935	14.724	309.690	148,08	158,93	231.053	55.577	13.492	300.122
5	2002	138,38	245.554	66.096	6.967	318.617	302,44	238.047	65.361	5.191	308.600	148,78	164,06	231.715	64.742	3.694	300.150
6	2002	140,94	248.471	57.292	11.203	316.966	304,56	239.913	57.133	7.461	304.506	149,30	163,62	232.540	56.995	4.239	293.774

Félag íslenskra hjúkrunarfræðinga

		<i>Karlar</i>					<i>Allir</i>						<i>Konur</i>				
MA	AR	STG	DL	YL	ÖL	HL	STG	DL	YL	ÖL	HL	Km.dl	STG	DL	YL	ÖL	HL
7	2001	19,31	203.810	113.507	33.446	350.763	1.063,10	195.181	67.520	25.075	287.776	145,60	1.043,80	195.021	66.669	24.921	286.611
8	2001	18,06	204.479	120.216	39.789	364.484	1.029,06	195.679	73.695	36.651	306.024	145,50	1.011,00	195.521	72.864	36.594	304.980
9	2001	19,48	201.447	81.726	24.681	307.854	1.037,95	195.155	67.204	31.081	293.440	144,16	1.018,47	195.035	66.926	31.204	293.165
10	2001	20,51	199.944	94.817	32.788	327.549	1.042,55	195.353	69.248	31.639	296.240	143,39	1.022,04	195.261	68.735	31.616	295.611
11	2001	21,13	199.571	93.383	30.607	323.561	1.040,99	195.314	71.810	31.245	298.369	142,87	1.019,86	195.226	71.363	31.258	297.847
12	2001	22,32	202.779	89.941	70.229	362.949	1.046,07	195.655	77.032	70.163	342.849	142,45	1.023,75	195.500	76.750	70.161	342.411
1	2002	21,72	207.174	87.838	30.910	325.923	1.050,48	202.525	75.604	33.789	311.918	146,11	1.028,76	202.427	75.345	33.850	311.623
2	2002	19,86	211.999	86.074	41.701	339.774	1.063,72	203.754	64.794	30.761	299.309	147,40	1.043,86	203.597	64.389	30.552	298.539
3	2002	20,23	214.906	107.720	42.605	365.231	1.060,32	205.152	92.406	35.410	332.967	147,78	1.040,09	204.962	92.108	35.270	332.340
4	2002	19,48	217.277	103.130	49.247	369.654	1.050,68	205.817	76.464	43.100	325.381	148,20	1.031,20	205.601	75.961	42.984	324.545
5	2002	19,50	217.297	100.026	43.387	360.710	1.050,69	206.748	84.333	34.540	325.621	148,93	1.031,20	206.548	84.036	34.373	324.957
6	2002	22,51	217.896	75.645	41.046	334.587	1.065,84	206.739	66.191	30.771	303.702	148,29	1.043,33	206.499	65.987	30.550	303.036

Kjarafélag viðskipta- og hagfræðinga

MA	AR	<i>Karlar</i>				
		STG	DL	YL	ÖL	HL
7	2001	136,13	236.543	79.346	3.840	319.728
8	2001	139,13	236.836	67.358	755	304.949
9	2001	137,25	238.083	76.063	219	314.364
10	2001	139,48	238.295	95.276	396	333.966
11	2001	141,79	238.272	90.984	1.269	330.525
12	2001	138,50	239.051	86.927	34.224	360.202
1	2002	138,59	248.790	87.221	144	336.155
2	2002	136,70	249.173	93.623	146	342.943
3	2002	135,12	249.177	93.514	148	342.840
4	2002	138,49	249.293	94.784	9.892	353.969
5	2002	136,58	250.639	92.199	211	343.049
6	2002	136,97	250.971	88.387	146	339.504

Ljósmeðrafélag Íslands*Kaupmáttur miðast við 01/2000 = 100,00*

MA	AR	<i>Karlar</i>				
		STG	DL	YL	ÖL	HL
7	2001					
8	2001					
9	2001					
10	2001					
11	2001					
12	2001					
1	2002					
2	2002					
3	2002					
4	2002					
5	2002					
6	2002					

<i>Allir</i>						
STG	DL	YL	ÖL	HL	Km.dl	
210,94	233.677	80.084	2.958	316.719	145,09	
212,60	234.578	71.149	494	306.221	145,18	
213,45	235.719	79.154	141	315.015	144,93	
222,67	235.328	94.275	248	329.851	143,77	
224,90	234.920	86.467	845	322.231	143,03	
222,62	235.283	83.709	32.590	351.581	142,59	
224,70	244.780	85.128	178	330.086	146,99	
225,25	244.656	92.868	178	337.702	147,31	
227,50	244.385	89.201	176	333.762	146,53	
230,18	244.907	90.699	9.647	345.253	146,78	
230,11	245.750	89.270	212	335.232	147,35	
234,14	245.106	86.803	171	332.080	146,33	

<i>Konur</i>				
STG	DL	YL	ÖL	HL
74,82	228.464	81.427	1.354	311.245
73,47	230.301	78.329	0	308.630
76,20	231.462	84.724	0	316.185
83,20	230.355	92.597	0	322.951
83,12	229.202	78.761	120	308.084
84,11	229.078	78.409	29.899	337.386
86,11	238.326	81.760	232	320.318
88,56	237.683	91.703	226	329.612
92,39	237.377	82.892	216	320.486
91,69	238.282	84.528	9.277	332.088
93,52	238.608	84.994	214	323.816
97,17	236.840	84.570	206	321.615

Stéttarfélag háskólum. á matvæla- og næringasviði

		<i>Karlar</i>					
MA	AR	STG	DL	YL	ÖL	HL	
7	2001	21,67	223.550	48.196	2.210	273.956	
8	2001	23,49	224.678	38.142	3.049	265.869	
9	2001	24,76	222.201	34.611	2.893	259.705	
10	2001	23,12	224.230	45.760	3.688	273.677	
11	2001	22,96	224.470	55.268	4.390	284.128	
12	2001	23,12	224.643	30.392	43.472	298.506	
1	2002	23,12	232.038	50.552	3.129	285.719	
2	2002	24,49	236.121	52.600	2.954	291.676	
3	2002	22,63	233.148	51.263	3.197	287.608	
4	2002	22,37	232.442	57.963	14.138	304.543	
5	2002	25,01	233.322	46.118	2.893	282.333	
6	2002	23,15	235.130	36.643	5.237	277.011	

Stéttarfélag lögfræðinga

		<i>Karlar</i>					
MA	AR	STG	DL	YL	ÖL	HL	
7	2001	106,67	222.148	88.433	18.939	329.521	
8	2001	108,39	222.447	80.850	15.019	318.316	
9	2001	105,72	222.353	88.591	17.117	328.061	
10	2001	108,20	223.154	89.780	12.906	325.840	
11	2001	111,01	223.524	89.901	13.511	326.936	
12	2001	112,46	223.769	84.758	47.059	355.586	
1	2002	109,03	232.901	87.179	20.919	341.000	
2	2002	110,21	234.401	92.351	15.580	342.332	
3	2002	107,22	234.143	90.145	12.650	336.938	
4	2002	109,89	234.443	91.939	30.858	357.239	
5	2002	107,72	237.117	105.359	17.839	360.315	
6	2002	111,37	237.200	83.755	14.281	335.237	

<i>Allir</i>						
STG	DL	YL	ÖL	HL	Km.dl	
59,35	215.582	34.119	2.751	252.452	167,23	
59,29	216.079	29.658	3.154	248.891	167,08	
60,32	215.139	30.233	2.306	247.678	165,27	
57,58	216.987	34.719	3.406	255.112	165,62	
57,80	218.033	37.736	2.958	258.727	165,85	
58,07	217.892	27.764	43.779	289.435	164,97	
57,82	225.690	34.600	3.252	263.542	169,32	
60,15	228.078	38.815	1.995	268.887	171,58	
58,23	226.645	37.361	3.229	267.236	169,78	
59,56	227.458	37.979	13.152	278.589	170,32	
63,95	225.678	37.225	2.192	265.094	169,06	
61,28	223.741	29.842	4.789	258.371	166,89	

<i>Allir</i>						
STG	DL	YL	ÖL	HL	Km.dl	
210,19	217.757	79.830	13.999	311.586	140,48	
215,76	217.779	72.597	12.158	302.534	140,04	
212,65	219.230	80.930	13.087	313.246	140,05	
209,49	220.799	81.812	11.026	313.637	140,16	
215,52	221.159	83.172	10.762	315.092	139,90	
221,27	220.928	73.115	45.174	339.218	139,11	
216,70	228.794	78.024	17.721	324.539	143,00	
223,80	228.827	79.433	12.201	320.461	143,41	
222,91	229.434	77.391	11.837	318.662	143,18	
222,49	229.811	83.000	25.956	338.767	143,36	
222,64	229.930	93.577	13.742	337.249	143,49	
226,24	230.466	78.574	13.646	322.685	143,21	

<i>Konur</i>					
STG	DL	YL	ÖL	HL	
37,68	210.998	26.022	3.062	240.082	
35,80	210.435	24.091	3.223	237.749	
35,56	210.221	27.185	1.898	239.303	
34,47	212.129	27.315	3.217	242.661	
34,85	213.792	26.186	2.015	241.994	
34,96	213.427	26.026	43.983	283.436	
34,71	221.462	23.976	3.334	248.772	
35,67	222.556	29.351	1.336	253.243	
35,61	222.513	28.528	3.250	254.291	
37,19	224.460	25.957	12.559	262.975	
38,94	220.769	31.514	1.741	254.025	
38,13	216.827	25.713	4.516	247.057	

<i>Konur</i>					
STG	DL	YL	ÖL	HL	
103,52	213.232	70.964	8.908	293.105	
107,37	213.067	64.265	9.271	286.603	
106,93	216.141	73.355	9.102	298.598	
101,29	218.284	73.300	9.017	300.601	
104,51	218.646	76.024	7.842	302.511	
108,81	217.992	61.080	43.227	322.299	
107,67	224.634	68.753	14.483	307.870	
113,58	223.418	66.898	8.922	299.238	
115,69	225.069	65.571	11.085	301.725	
112,60	225.291	74.277	21.172	320.741	
114,92	223.193	82.532	9.902	315.627	
114,87	223.936	73.550	13.030	310.516	

Útgarður, félag háskólamanna

MA	AR	<i>Karlar</i>					<i>Allir</i>						<i>Konur</i>				
		STG	DL	YL	ÖL	HL	STG	DL	YL	ÖL	HL	Km.dl	STG	DL	YL	ÖL	HL
7	2001	140,96	201.573	62.217	10.606	274.396	304,38	195.537	48.250	6.732	250.519	138,62	163,42	190.330	36.204	3.390	229.923
8	2001	135,97	201.457	57.843	9.414	268.713	295,89	195.697	47.202	5.939	248.838	138,29	159,93	190.800	38.156	2.985	231.941
9	2001	134,33	203.105	64.812	10.469	278.387	296,56	195.826	50.374	6.781	252.982	137,47	162,24	189.799	38.420	3.728	231.948
10	2001	137,58	204.367	68.235	10.102	282.703	300,15	196.542	53.860	5.841	256.244	137,09	162,57	189.921	41.695	2.236	233.852
11	2001	136,26	203.852	72.767	10.195	286.814	297,68	196.306	58.203	6.096	260.604	136,46	161,42	189.935	45.908	2.635	238.479
12	2001	137,82	206.644	64.421	44.202	315.266	299,67	198.971	51.335	40.834	291.139	137,67	161,85	192.437	40.191	37.965	270.594
1	2002	133,90	213.944	70.211	13.739	297.894	299,56	206.887	54.745	7.788	269.421	141,84	165,67	201.183	42.246	2.979	246.408
2	2002	138,58	214.883	69.261	12.125	296.268	306,01	206.975	53.236	6.887	267.097	142,29	167,43	200.429	39.973	2.551	242.953
3	2002	137,74	215.516	70.221	12.080	297.817	306,21	207.015	53.938	7.067	268.021	141,72	168,48	200.066	40.626	2.970	243.661
4	2002	136,84	214.565	77.867	23.688	316.121	307,26	206.714	56.820	18.633	282.167	141,45	170,42	200.410	39.920	14.574	254.904
5	2002	137,46	214.565	78.612	13.398	306.575	308,86	207.160	57.261	7.332	271.753	141,82	171,39	201.221	40.137	2.468	243.825
6	2002	141,68	214.396	70.984	11.365	296.744	315,72	206.833	53.918	6.470	267.221	140,99	174,04	200.677	40.026	2.486	243.188

Proskapjálfafélag Íslands

Kaupmáttur miðast við 07-12/1997 = 100,00

MA	AR	<i>Karlar</i>					<i>Allir</i>						<i>Konur</i>				
		STG	DL	YL	ÖL	HL	STG	DL	YL	ÖL	HL	Km.dl	STG	DL	YL	ÖL	HL
7	2001						110,38	176.483	62.083	15.424	253.991	125,11					
8	2001						129,91	174.256	41.002	29.025	244.283	123,14					
9	2001						124,30	176.921	49.772	18.547	245.239	124,20					
10	2001						124,38	177.217	53.008	19.191	249.416	123,61					
11	2001						124,44	177.342	50.512	19.642	247.497	123,28					
12	2001						121,19	177.573	53.726	58.392	289.692	122,87					
1	2002						122,49	183.089	70.126	18.059	271.274	125,52					
2	2002						122,04	183.411	52.754	20.560	256.725	126,09					
3	2002						121,77	183.318	51.904	20.209	255.430	125,50					
4	2002						124,75	183.341	64.974	29.237	277.551	125,46					
5	2002						128,43	182.875	61.563	19.757	264.194	125,19					
6	2002						135,36	183.022	50.154	18.014	251.191	124,76					

BHM, ríkisstarfsmenn

Október 2002

BHM félögin hjá ríkinu, alls

MA	AR	Kerlar				Allir				Konur							
		STG	DL	YL	ÖL	HL	STG	DL	YL	ÖL	HL	STG	DL	YL	ÖL	HL	
7	2001	1.410,09	222.980	62.824	10.028	295.833	4.239,14	207.345	57.327	13.562	278.234	142,94	2.828,07	199.566	54.599	15.329	269.494
8	2001	1.422,58	223.026	57.508	14.168	294.702	4.269,07	207.547	55.461	19.130	282.137	142,63	2.846,51	199.811	54.438	21.609	275.858
9	2001	1.396,21	224.977	65.289	6.710	296.977	4.229,41	208.784	58.456	13.659	280.899	142,54	2.833,21	200.803	55.088	17.084	272.976
10	2001	1.402,63	225.913	67.588	6.628	300.129	4.243,51	209.408	60.210	13.418	283.035	142,06	2.840,89	201.259	56.567	16.770	274.595
11	2001	1.396,62	226.234	67.629	6.791	300.654	4.231,34	209.621	61.115	13.277	284.013	141,72	2.834,71	201.436	57.906	16.473	275.814
12	2001	1.403,71	226.397	64.762	40.174	331.333	4.239,10	210.160	62.148	48.875	321.183	141,42	2.835,40	202.122	60.853	53.183	316.158
1	2002	1.397,92	235.676	62.534	6.774	304.984	4.262,42	218.002	59.739	14.233	291.974	145,35	2.864,52	209.554	58.909	17.875	286.338
2	2002	1.405,06	236.812	63.340	7.396	307.548	4.303,34	218.872	56.838	13.581	289.291	146,33	2.898,29	210.347	53.750	16.579	280.676
3	2002	1.402,39	237.010	67.093	12.566	316.669	4.301,32	219.411	66.936	17.626	303.973	146,08	2.898,95	211.065	66.954	20.076	298.095
4	2002	1.404,25	237.497	69.252	32.875	339.623	4.310,51	219.821	63.343	31.445	314.609	146,29	2.906,26	211.436	60.526	30.742	302.704
5	2002	1.409,22	238.164	73.597	12.054	323.815	4.330,37	220.315	68.221	17.333	305.869	146,68	2.921,16	211.919	65.731	19.883	297.534
6	2002	1.441,39	237.076	62.719	22.015	321.810	4.418,46	219.422	57.910	20.908	298.240	145,46	2.977,07	211.225	55.819	20.501	287.544

3.3 Kennarasamband Íslands, ríkisstarfsmenn

Kennarasamband Íslands, ríkisstarfsmenn

MA	AR	Kartar					Allir					Konur					
		STG	DL	YL	ÖL	HL	STG	DL	YL	ÖL	HL	STG	DL	YL	ÖL	HL	
7	2001	643,59	205,414	7,775	14	213,203	1.211,29	202,977	6,578	17	209,572	152,06	567,70	200,215	5,220	21	205,456
8	2001	680,98	215,156	32,531	12	247,699	1.286,98	212,588	25,163	19	237,769	158,75	606,01	209,702	16,883	26	226,611
9	2001	670,84	215,188	145,836	245	361,268	1.269,93	212,789	113,259	208	326,256	157,86	599,09	210,103	76,781	167	287,051
10	2001	673,96	215,518	119,662	351	335,531	1.272,46	213,080	92,878	398	306,356	157,07	598,50	210,335	62,717	451	273,503
11	2001	676,59	216,129	123,284	406	339,820	1.277,18	213,414	98,335	417	312,166	156,78	600,58	210,355	70,228	429	281,012
12	2001	674,63	216,060	130,299	34,395	380,753	1.275,64	213,428	105,340	34,123	352,891	156,06	601,01	210,474	77,324	33,819	321,616
1	2002	700,85	222,238	97,028	187	319,453	1.322,33	219,778	75,747	208	295,733	159,24	621,48	217,004	51,748	231	268,983
2	2002	696,24	222,630	114,663	364	337,657	1.304,27	220,279	89,879	596	310,753	160,04	608,03	217,586	61,499	860	279,946
3	2002	695,44	222,925	118,731	404	342,060	1.302,37	220,674	95,229	368	316,271	159,65	606,93	218,094	68,300	327	286,721
4	2002	696,27	222,935	106,793	9,958	339,686	1.307,24	220,702	84,184	10,077	314,962	159,60	610,97	218,157	58,417	10,212	286,786
5	2002	693,91	223,297	107,350	414	331,062	1.301,37	220,999	88,533	482	310,013	159,88	607,46	218,373	67,038	559	285,970
6	2002	694,60	223,391	29,247	556	253,194	1.305,11	221,145	28,352	505	250,002	159,30	610,51	218,589	27,333	447	246,369

3.4 Ýmsir, ríkisstarfsmenn

Félag íslenskra flugumferðarstjóra

		Kerlar						Konur								
MA	AR	STG	DL	YL	ÖL	HL	STG	DL	YL	ÖL	HL	STG	DL	YL	ÖL	HL
7	2001	80,78	282.854	137.182	106.586	526.621	99,22	272.097	127.151	101.263	500.511	18,44	224.974	83.211	77.945	386.131
8	2001	84,02	284.261	151.356	104.060	539.677	103,06	273.410	138.871	99.195	511.476	19,04	225.523	83.775	77.728	387.025
9	2001	81,00	282.688	114.895	103.172	500.755	100,02	271.816	104.541	98.070	474.427	19,02	225.516	60.446	76.342	362.304
10	2001	80,00	283.383	114.596	102.740	500.719	100,04	271.861	104.434	97.421	473.715	20,04	225.861	63.868	76.185	365.914
11	2001	81,00	283.115	111.426	101.201	495.742	101,50	271.417	103.783	96.435	471.635	20,50	225.196	73.585	77.604	376.385
12	2001	81,00	283.411	98.628	136.122	518.161	101,50	271.653	85.496	130.500	487.649	20,50	225.196	33.605	108.289	367.090
1	2002	81,00	283.748	109.472	101.464	494.684	102,29	271.675	101.630	96.245	469.550	21,29	225.740	71.794	76.392	373.926
2	2002	82,44	322.297	74.317	139.288	535.901	104,22	308.512	62.029	131.870	502.411	21,78	256.331	15.519	103.796	375.646
3	2002	82,51	321.364	180.498	152.242	654.104	104,16	307.730	166.144	144.350	618.224	21,65	255.768	111.440	114.273	481.481
4	2002	81,54	322.280	202.404	165.443	690.127	103,19	308.325	190.706	157.552	656.583	21,65	255.768	146.650	127.833	530.252
5	2002	82,51	322.055	176.228	149.430	647.714	104,16	308.277	156.526	141.477	606.280	21,65	255.768	81.442	111.168	448.378
6	2002	82,77	322.806	180.044	151.881	654.731	105,54	308.255	159.127	142.897	610.279	22,77	255.358	83.092	110.238	448.688

Kjarafélag tæknifræðinga

		Kerlar						Konur									
MA	AR	STG	DL	YL	ÖL	HL	STG	DL	YL	ÖL	HL	STG	DL	YL	ÖL	HL	
7	2001	119,01	235.386	98.698	10.393	344.477	119,01	235.386	98.698	10.393	344.477	19,00	238.714	90.374	15.605	344.692	149,56
8	2001	120,10	239.347	99.862	15.816	355.025	120,10	239.347	99.862	15.816	355.025	19,00	238.714	90.374	15.605	344.692	151,19
9	2001	122,01	240.783	107.207	8.866	356.856	122,01	240.783	107.207	8.866	356.856	120,10	239.347	99.862	15.816	355.025	150,59
10	2001	121,53	241.303	89.156	15.256	345.715	121,53	241.303	89.156	15.256	345.715	120,10	239.347	99.862	15.816	355.025	150,53
11	2001	124,00	241.064	103.144	50.115	394.323	124,00	241.064	103.144	50.115	394.323	124,00	241.064	103.144	50.115	394.323	149,50
12	2001	125,86	250.309	95.826	11.154	357.289	125,86	250.309	95.826	11.154	357.289	124,00	241.064	103.144	50.115	394.323	153,81
1	2002	127,77	250.261	100.911	13.089	364.261	127,77	250.261	100.911	13.089	364.261	125,86	250.309	95.826	11.154	357.289	154,20
2	2002	126,64	249.797	105.050	14.806	369.653	126,64	249.797	105.050	14.806	369.653	127,77	250.261	100.911	13.089	364.261	153,27
3	2002	127,00	250.275	95.449	26.174	371.899	127,00	250.275	95.449	26.174	371.899	126,64	249.797	105.050	14.806	369.653	153,27
4	2002	125,51	250.535	99.122	11.787	361.445	125,51	250.535	99.122	11.787	361.445	127,00	250.275	95.449	26.174	371.899	153,50
5	2002	126,16	250.570	103.750	12.530	366.849	126,16	250.570	103.750	12.530	366.849	125,51	250.535	99.122	11.787	361.445	153,72
6	2002											126,16	250.570	103.750	12.530	366.849	153,08

Læknafélag Íslands, sjúkrahlúslæknar

		<i>Karlar</i>					
MA	AR	STG	DL	YL	ÖL	HL	
7	2001	394,60	323.294	102.220	107.820	533.335	
8	2001	385,73	323.788	104.013	117.394	545.195	
9	2001	364,28	335.369	97.324	109.995	542.688	
10	2001	362,80	338.536	102.952	103.581	545.069	
11	2001	360,21	338.890	94.654	91.796	525.340	
12	2001	367,65	336.720	95.262	137.561	569.544	
1	2002	375,02	335.610	100.601	103.515	539.726	
2	2002	366,37	339.238	91.646	96.833	527.718	
3	2002	373,50	356.648	101.448	112.683	570.779	
4	2002	362,21	427.379	132.996	162.725	723.100	
5	2002	366,69	414.899	129.692	195.823	740.414	
6	2002	386,38	375.056	121.970	134.624	631.650	

Starfsmannafélag Sinfóníuhljómsv. Ísl.

		<i>Karlar</i>					
MA	AR	STG	DL	YL	ÖL	HL	
7	2001	38,95	218.587	2.470	0	221.056	
8	2001	39,88	217.853	0	0	217.853	
9	2001	37,05	220.993	25.596	0	246.589	
10	2001	37,71	218.837	61.244	0	280.081	
11	2001	39,68	224.559	5.861	1.439	231.859	
12	2001	40,16	221.096	5.459	33.572	260.127	
1	2002	38,41	229.338	15.222	0	244.561	
2	2002	39,33	228.625	4.300	0	232.926	
3	2002	39,15	239.775	18.606	511	258.891	
4	2002	38,91	225.540	4.334	9.764	239.637	
5	2002	39,04	228.550	25.228	0	253.778	
6	2002	39,17	230.667	9.338	0	240.005	

<i>Allir</i>						
STG	DL	YL	ÖL	HL	Km.dl	
519,46	311.984	101.201	101.796	514.981	146,56	
510,88	312.758	103.293	106.939	522.989	146,45	
478,17	324.253	102.768	101.861	528.882	150,84	
481,94	325.348	106.548	96.876	528.772	150,38	
484,02	325.840	98.879	85.560	510.279	150,10	
488,12	324.091	101.866	129.697	555.654	148,60	
506,84	321.273	104.279	95.693	521.246	145,96	
496,28	323.698	94.838	89.287	507.823	147,46	
510,19	334.942	105.698	102.624	543.264	151,94	
498,71	414.393	135.679	143.457	693.529	187,91	
499,40	397.742	135.138	178.899	711.779	180,43	
527,10	362.377	127.668	122.453	612.498	163,69	

<i>Allir</i>						
STG	DL	YL	ÖL	HL	Km.dl	
80,45	215.073	4.057	0	219.131	162,32	
81,84	214.732	0	0	214.732	161,55	
73,51	216.879	28.684	0	245.563	162,09	
76,07	215.934	52.440	0	268.374	160,36	
78,13	219.372	6.045	1.371	226.788	162,35	
78,66	217.013	4.250	35.292	256.555	159,86	
79,91	224.095	19.202	0	243.297	163,57	
82,88	223.712	4.779	0	228.491	163,74	
80,43	229.935	17.210	497	247.642	167,59	
79,18	222.309	4.527	9.916	236.752	161,96	
79,56	224.539	23.189	0	247.728	163,65	
80,72	224.981	8.877	0	233.858	163,27	

<i>Konur</i>					
STG	DL	YL	ÖL	HL	
124,86	276.240	97.981	82.758	456.978	
125,15	278.760	101.073	74.714	454.547	
113,89	288.700	120.180	75.844	484.724	
119,13	285.185	117.500	76.458	479.143	
123,81	287.874	111.172	67.416	466.462	
120,48	285.553	122.016	105.699	513.268	
131,82	280.487	114.742	73.441	468.671	
129,91	279.873	103.840	68.005	451.718	
136,69	275.630	117.311	75.139	468.080	
136,51	379.937	142.798	92.330	615.064	
132,72	350.336	150.186	132.139	632.661	
140,72	327.563	143.312	89.035	559.910	

<i>Konur</i>					
STG	DL	YL	ÖL	HL	
41,50	211.776	5.547	0	217.324	
41,96	211.765	0	0	211.765	
36,46	212.699	31.822	0	244.520	
38,36	213.079	43.784	0	256.863	
38,45	214.019	6.236	1.300	221.555	
38,50	212.753	2.990	37.086	252.829	
41,50	219.242	22.885	0	242.127	
43,55	219.275	5.212	0	224.487	
41,27	220.601	15.886	485	236.971	
40,27	219.187	4.714	10.063	233.964	
40,52	220.674	21.226	0	241.899	
41,55	219.621	8.442	0	228.063	

Stéttarfélag verkfræðinga

		Karlar					Alilir					Konur				
MA	AR	STG	DL	YL	ÖL	HL	STG	DL	YL	ÖL	HL	STG	DL	YL	ÖL	HL
7	2001	166.22	246.100	96.793	21.232	364.125	196.52	245.044	91.406	18.700	355.149	30.30	239.249	61.855	4.809	305.912
8	2001	169.55	249.558	95.142	11.178	355.878	203.63	248.614	89.205	9.664	347.483	34.07	243.915	59.664	2.132	305.711
9	2001	171.76	250.098	98.232	10.088	358.418	203,71	248.541	93.498	9.302	351.342	29,95	239.611	66.351	4.797	310.759
10	2001	170.11	251.608	109.174	12.886	373.669	201,01	249.619	103.397	12.295	365.311	30,90	238.672	71.595	9.036	319.303
11	2001	168.73	252.010	103.033	9.327	364.369	197,64	250.527	98.246	8.472	357.245	28,91	241.873	70.310	3.488	315.671
12	2001	171.22	251.211	105.754	45.694	402.659	199,79	249.790	101.474	45.172	396.436	28,57	241.272	75.816	42.048	359.136
1	2002	175.01	261.680	98.969	12.423	373.072	202,95	259.925	94.971	11.319	366.215	27,94	248.931	69.933	4.404	323.268
2	2002	175.70	260.759	100.911	8.962	370.631	202,64	259.413	96.250	8.308	363.971	26,94	250.638	65.854	4.041	320.533
3	2002	176.83	262.005	106.778	10.130	378.913	204,55	260.374	102.012	9.329	371.715	27,72	249.966	71.613	4.219	325.799
4	2002	174.81	261.938	107.631	33.745	403.314	202,06	260.677	103.192	33.432	397.301	27,25	252.585	74.715	31.424	358.724
5	2002	176.60	262.977	103.318	14.077	380.371	204,05	261.652	99.374	12.697	373.723	27,45	253.129	74.000	3.821	330.950
6	2002	177.69	262.075	103.684	13.254	379.014	205,14	260.937	98.373	12.260	371.569	27,45	253.568	63.990	5.822	323.380

Kjaranefnd heilsugæslulækna

Kaupmáttur miðast við meðaltal ársins 1997 = 100,00

		Karlar					Alilir					Konur				
MA	AR	STG	DL	YL	ÖL	HL	STG	DL	YL	ÖL	HL	STG	DL	YL	ÖL	HL
7	2001	93.18	303.149	4.273	125.351	432.774	129,17	294.828	6.336	122.700	423.864	36,00	273.286	11.678	115.838	400.802
8	2001	95.93	303.309	3.426	131.519	438.254	127,31	297.629	4.412	132.070	434.112	31,38	280.270	7.428	133.755	421.452
9	2001	80.03	317.599	1.533	152.229	471.361	110,94	307.415	4.186	141.581	453.182	30,91	281.047	11.055	114.011	406.113
10	2001	78.92	319.905	1.354	150.817	472.076	109,47	308.926	1.321	144.794	455.042	30,56	280.572	1.236	129.239	411.047
11	2001	80.68	319.952	3.252	136.648	459.853	109,41	310.960	2.398	131.382	444.741	28,73	285.706	0	116.592	402.298
12	2001	81.76	317.233	1.739	196.131	515.103	112,09	307.618	1.702	185.709	495.028	30,33	281.700	1.601	157.620	440.920
1	2002	79.83	331.099	2.170	168.148	501.417	109,42	320.793	1.812	156.200	478.804	29,59	292.988	845	123.965	417.798
2	2002	80.25	330.030	3.022	154.607	487.659	109,02	320.967	2.224	143.914	467.105	28,78	295.692	0	114.093	409.785
3	2002	82.90	328.299	1.625	159.517	489.441	111,36	321.839	1.210	147.769	470.818	28,47	303.027	0	113.560	416.586
4	2002	81.26	333.348	2.085	162.584	498.018	108,12	326.514	1.567	152.109	480.190	26,86	305.839	0	120.417	426.256
5	2002	83.10	343.173	3.303	163.008	509.483	111,37	335.920	2.464	155.631	494.016	28,27	314.603	0	133.946	448.550
6	2002	92.53	372.156	5.480	160.362	537.998	127,82	363.968	4.084	150.559	518.611	35,29	342.501	425	124.857	467.783

Ýmsir, ríkisstarfsmenn

Kjaranefnd prófessorar <i>Kaupmáttur miðast við meðaltal ársins 1997 = 100,00</i>												
Kjarlar						Allir						Konur
MA	AR	STG	DL	YL	ÖL	HL	STG	DL	YL	ÖL	HL	Km.dl
7	2001	155.50	277.858	26.520	47.954	352.332	181,87	275.830	26.963	47.055	349.847	153,55
8	2001	155.85	322.130	27.332	448.156	797.617	184,88	318.032	27.319	437.208	782.559	176,48
9	2001	159.70	325.955	24.363	19.729	370.047	187,07	322.471	23.881	18.593	364.946	177,77
10	2001	153.95	325.289	25.928	27.147	378.364	180,32	322.587	24.688	27.096	374.371	176,70
11	2001	154.32	324.990	27.395	44.258	396.643	181,00	321.909	27.212	40.387	389.508	175,72
12	2001	157.44	324.873	35.482	71.964	432.319	184,81	321.594	36.684	70.709	428.987	174,74
1	2002	154.85	338.337	32.968	20.335	391.640	183,22	335.649	33.960	20.948	390.557	180,71
2	2002	149.62	338.824	39.037	21.873	399.734	177,99	335.979	40.056	21.014	397.049	181,38
3	2002	153.51	338.241	36.212	23.865	398.318	182,88	335.223	41.638	25.581	402.442	180,21
4	2002	153.79	337.560	40.268	22.483	400.311	183,16	334.657	41.266	22.660	398.583	179,83
5	2002	153.59	337.362	39.334	21.618	398.314	182,96	334.487	40.894	20.336	395.716	179,82
6	2002	153.88	337.376	40.449	50.313	428.138	184,25	334.731	40.993	45.258	420.982	179,18

Kjaradómur aðrir												
Kjarlar						Allir						Konur
MA	AR	STG	DL	YL	ÖL	HL	STG	DL	YL	ÖL	HL	Km.dl
7	2001	56.31	341.562	0	16.299	357.861	83,01	333.280	0	14.878	348.158	112,61
8	2001	53.26	338.507	0	16.319	354.826	79,96	330.929	0	14.837	345.766	111,46
9	2001	53.17	336.365	0	15.739	352.105	80,59	329.468	0	14.320	343.788	110,24
10	2001	55.49	332.454	0	15.523	347.977	83,26	327.003	0	14.740	341.743	108,72
11	2001	54.36	340.928	0	15.847	356.775	82,43	333.085	0	15.181	348.266	110,36
12	2001	53.00	332.752	25.685	44.091	402.528	79,66	327.641	18.407	44.789	390.836	108,05
1	2002	37.00	371.059	153.213	53.070	577.342	49,00	370.566	152.755	47.626	570.948	118,64
2	2002	37.00	371.059	152.626	34.891	558.576	49,00	370.566	155.785	36.358	562.710	118,97
3	2002	37.00	371.059	153.115	41.624	565.798	49,00	370.566	152.385	35.612	558.564	118,47
4	2002	37.00	371.059	153.409	58.314	582.782	49,99	370.142	149.947	51.190	571.279	118,28
5	2002	36.44	371.215	150.928	39.923	562.067	47,47	371.148	151.885	39.594	562.627	118,65
6	2002	36.00	382.467	155.591	44.391	582.448	47,00	382.362	154.979	41.698	579.039	121,72

Ýmsir, ríkisstarfsmenn

Oktober 2002

Kjaranefnd aðrir Kaupmáttur miðast við 03/1993 = 100,00

		Kerlar						Allir						Konur					
MA	AR	STG	DL	YL	ÖL	HL	STG	DL	YL	ÖL	HL	Km.dl	STG	DL	YL	ÖL	HL		
7	2001	251.57	332.993	19.210	96.575	448.777	308.15	330.082	16.663	95.519	442.265	142.33	56.58	317.141	5.340	90.824	413.305		
8	2001	257.86	336.979	16.643	99.005	452.626	312.57	334.315	14.489	97.365	446.168	143.69	54.71	321.760	4.337	89.636	415.733		
9	2001	253.73	336.796	17.467	97.545	451.808	305.93	334.127	15.618	96.025	445.769	142.67	52.20	321.154	6.625	88.636	416.415		
10	2001	252.59	337.399	17.074	99.464	473.937	304.78	334.710	32.186	97.136	464.033	142.01	52.20	321.696	8.536	85.875	416.106		
11	2001	252.09	337.242	20.101	98.554	455.896	304.67	334.643	18.327	96.994	449.965	141.49	52.58	322.186	9.827	89.516	421.529		
12	2001	255.02	336.668	14.472	147.167	498.307	308.51	333.983	13.414	145.088	492.486	140.56	53.49	321.184	8.370	135.179	464.732		
1	2002	254.16	346.624	13.362	101.461	461.447	310.72	343.569	12.409	98.857	454.836	143.27	56.56	329.844	8.128	87.155	425.126		
2	2002	250.57	346.834	13.446	101.310	461.591	308.39	343.657	12.653	98.785	455.095	143.70	57.82	329.888	9.217	87.837	426.943		
3	2002	251.50	346.538	13.197	100.416	460.150	306.38	343.671	12.633	98.375	454.679	143.10	54.88	330.532	10.051	89.021	429.604		
4	2002	244.57	346.945	14.093	103.385	464.423	300.64	343.775	13.395	102.305	459.475	143.09	56.08	329.951	10.351	97.593	437.895		
5	2002	243.46	346.792	13.670	101.675	462.136	299.66	344.117	13.120	99.831	457.067	143.29	56.20	332.529	10.737	91.842	435.107		
6	2002	247.86	397.736	14.211	76.375	488.323	303.70	394.681	14.073	74.953	483.707	163.64	55.84	381.119	13.458	68.640	463.218		

Útan félaga

		Kerlar						Allir						Konur					
MA	AR	STG	DL	YL	ÖL	HL	STG	DL	YL	ÖL	HL	Km.dl	STG	DL	YL	ÖL	HL		
7	2001	78.15	274.379	92.619	29.664	396.662	95.15	273.764	95.152	28.326	397.242	139.12	17.00	270.938	106.794	22.173	399.905		
8	2001	74.15	274.625	88.747	27.991	391.363	92.15	274.899	87.069	26.595	388.563	139.25	18.00	276.027	80.156	20.845	377.027		
9	2001	75.04	276.593	96.533	24.089	397.215	95.03	275.287	95.159	22.858	393.304	138.53	19.99	270.383	90.001	18.240	378.624		
10	2001	75.25	278.953	101.578	23.126	403.657	92.25	279.025	97.260	22.946	399.230	139.52	17.00	279.344	78.145	22.145	379.635		
11	2001	74.60	279.366	104.359	22.856	406.581	91.60	279.916	104.448	22.724	407.089	139.48	17.00	282.333	104.842	22.145	409.320		
12	2001	73.24	279.455	118.722	62.260	460.437	90.46	279.949	112.414	61.330	453.692	138.85	17.22	282.049	85.587	57.372	425.008		
1	2002	72.02	296.181	102.248	26.799	425.228	86.52	295.428	94.925	26.861	417.213	145.19	14.50	291.686	58.554	27.164	377.403		
2	2002	73.10	296.169	94.267	29.485	419.921	85.46	295.148	90.013	29.830	414.992	145.45	12.36	289.114	64.855	31.867	385.836		
3	2002	75.11	296.368	91.483	27.741	415.592	88.44	295.662	86.976	28.648	411.287	145.09	13.33	291.683	61.583	33.764	387.029		
4	2002	75.00	298.229	89.729	35.293	423.251	88.50	298.003	87.326	36.791	422.120	146.18	13.50	296.744	73.977	45.114	415.836		
5	2002	72.54	294.773	103.211	28.460	426.444	86.04	295.082	95.629	30.778	421.490	144.81	13.50	296.744	54.893	43.234	394.871		
6	2002	75.24	303.500	97.603	25.172	426.275	90.49	307.489	91.714	28.057	427.260	150.25	15.26	327.160	62.667	42.287	432.115		

Ýmsir, ríkisstarfsmenn

Kjaradómur, dómamar

		Kerlar					Allir					Konur					
MA	AR	STG	DL	YL	ÖL	HL	STG	DL	YL	ÖL	HL	Km.dl	STG	DL	YL	ÖL	HL
7	2001	38,40	358,604	142,818	33,065	534,487	52,57	356,913	133,846	27,816	518,574	118,16	14,17	352,327	109,524	13,584	475,435
8	2001	36,00	359,677	155,276	42,960	557,912	47,56	358,367	151,631	38,806	548,805	118,26	11,56	354,290	140,281	25,872	520,444
9	2001	36,00	359,677	152,541	39,721	551,939	48,00	358,192	151,343	36,232	545,766	117,43	12,00	353,737	147,749	25,764	527,250
10	2001	36,00	359,677	154,397	39,728	553,802	48,00	358,449	151,395	34,060	543,904	116,76	12,00	354,765	142,390	17,055	514,210
11	2001	36,00	359,677	154,788	33,476	547,940	48,00	358,449	154,661	32,494	545,604	116,36	12,00	354,765	154,281	29,550	538,595
12	2001	36,00	359,677	152,444	77,694	589,814	48,00	358,449	151,029	74,968	584,445	115,82	12,00	354,765	146,785	66,789	568,339
1	2002	37,00	371,059	153,213	53,070	577,342	49,00	370,566	152,755	47,626	570,948	118,64	12,00	369,046	151,343	30,843	575,231
2	2002	37,00	371,059	152,626	34,891	568,576	49,00	370,566	155,785	36,358	562,710	118,97	12,00	369,046	165,528	40,880	575,453
3	2002	37,00	371,059	153,115	41,624	565,798	49,00	370,566	152,385	35,612	558,564	118,47	12,00	369,046	150,136	17,078	536,259
4	2002	37,00	371,059	153,409	58,314	582,782	49,99	370,142	149,947	51,190	571,279	118,28	12,99	367,530	140,087	30,897	538,515
5	2002	36,44	371,215	150,928	39,923	562,067	47,47	371,148	151,885	39,594	562,627	118,65	11,03	370,924	155,047	38,508	564,478
6	2002	36,00	382,467	155,591	44,391	582,448	47,00	382,362	154,979	41,698	579,039	121,72	11,00	382,019	152,975	32,888	567,882

Kjaranefnd prestar þjóðkirkjunnar

		Kerlar					Allir					
MA	AR	STG	DL	YL	ÖL	HL	STG	DL	YL	ÖL	HL	Km.dl
7	2001	171,41	215,892	0	34,174	250,066	224,38	216,372	0	33,149	249,522	168,24
8	2001	105,00	219,638	0	55,537	275,175	138,30	220,088	0	53,652	273,740	170,58
9	2001	106,13	219,870	0	54,700	274,570	138,69	220,315	0	53,151	273,466	169,64
10	2001	107,49	219,875	0	55,513	275,388	140,50	220,434	0	53,703	274,137	168,65
11	2001	108,18	220,024	0	54,994	275,018	140,04	220,520	0	50,322	321,410	167,33
12	2001	106,67	219,989	0	102,194	322,183	138,23	220,488	0	100,927	282,947	171,46
1	2002	107,65	227,725	117	55,817	283,660	139,34	228,016	173	54,757	282,947	171,46
2	2002	218,75	223,541	58	27,667	251,266	279,26	223,652	45	27,185	250,882	168,64
3	2002	108,73	227,482	116	55,679	283,277	138,75	227,792	91	54,413	282,296	171,04
4	2002	108,01	226,677	0	56,177	282,853	138,56	227,091	0	54,517	281,608	170,44
5	2002	107,62	226,737	0	56,285	283,022	138,17	227,139	0	54,596	281,736	170,55
6	2002	108,05	260,101	0	56,099	316,200	138,74	260,570	0	54,601	315,170	194,81

Kaupmátur miðast við 01/1993 = 100,00 og tvöfjöld mánaðarkaup greiddist í febrúar ár hvert sem og stöðugildi.

		Kerlar					Allir					Konur					
MA	AR	STG	DL	YL	ÖL	HL	STG	DL	YL	ÖL	HL	Km.dl	STG	DL	YL	ÖL	HL
7	2001	171,41	215,892	0	34,174	250,066	224,38	216,372	0	33,149	249,522	168,24	52,98	217,926	0	29,835	247,761
8	2001	105,00	219,638	0	55,537	275,175	138,30	220,088	0	53,652	273,740	170,58	33,30	221,507	0	47,710	269,216
9	2001	106,13	219,870	0	54,700	274,570	138,69	220,315	0	53,151	273,466	169,64	32,56	221,766	0	48,103	269,869
10	2001	107,49	219,875	0	55,513	275,388	140,50	220,434	0	53,703	274,137	168,65	33,02	222,253	0	47,813	270,067
11	2001	108,18	220,024	0	54,994	275,018	140,04	220,520	0	50,322	321,410	167,33	31,86	222,205	0	47,878	270,083
12	2001	106,67	219,989	0	102,194	322,183	138,23	220,488	0	100,927	282,947	171,46	31,56	222,173	0	96,621	318,794
1	2002	107,65	227,725	117	55,817	283,660	139,34	228,016	173	54,757	282,947	171,46	31,69	229,007	363	51,156	280,526
2	2002	218,75	223,541	58	27,667	251,266	279,26	223,652	45	27,185	250,882	168,64	60,51	224,054	0	25,441	249,494
3	2002	108,73	227,482	116	55,679	283,277	138,75	227,792	91	54,413	282,296	171,04	30,02	228,914	0	49,828	278,741
4	2002	108,01	226,677	0	56,177	282,853	138,56	227,091	0	54,517	281,608	170,44	30,56	228,555	0	48,649	277,205
5	2002	107,62	226,737	0	56,285	283,022	138,17	227,139	0	54,596	281,736	170,55	30,56	228,555	0	48,649	277,205
6	2002	108,05	260,101	0	56,099	316,200	138,74	260,570	0	54,601	315,170	194,81	30,69	262,218	0	49,326	311,544

Stéttarfélag íslenskra lyfjafraeðinga

Kaupmáttur miðast við meðaltal ársins 1991 = 100,00

		Karlar					Allir					Konur					
MA	AR	STG	DL	YL	ÖL	HL	STG	DL	YL	ÖL	HL	Km.dl.	STG	DL	YL	ÖL	HL
7	2001						20,36	213.387	93.882	6.227	313.496	112,81					
8	2001						20,06	213.300	65.140	6.431	284.871	112,40					
9	2001						19,77	217.045	78.054	6.564	301.663	113,63					
10	2001						20,35	218.047	73.872	7.735	299.655	113,42					
11	2001						20,88	216.588	74.356	6.996	297.940	112,28					
12	2001						20,88	216.588	35.016	39.045	290.649	111,76					
1	2002						20,92	225.600	82.672	6.904	315.175	115,34					
2	2002						22,93	225.439	84.204	8.087	317.730	115,58					
3	2002						23,03	225.515	78.749	9.213	313.477	115,13					
4	2002						23,03	225.515	115.643	32.632	373.790	115,08					
5	2002						23,03	225.515	76.492	9.631	311.638	115,13					
6	2002						22,91	225.474	32.877	5.631	263.983	114,62					

Starfsmannafélag Alþingis

Kaupmáttur miðast við 01/1991 = 100,00

		Karlar					Allir					Konur					
MA	AR	STG	DL	YL	ÖL	HL	STG	DL	YL	ÖL	HL	Km.dl	STG	DL	YL	ÖL	HL
7	2001	73,37	209.260	8.715	74.125	292.100	139,45	197.326	6.359	53.712	257.397	152,44	66,08	184.076	3.743	31.047	218.866
8	2001	72,50	209.214	13.471	74.510	297.195	141,84	197.224	8.216	53.670	259.110	151,87	69,34	184.688	2.721	31.881	219.290
9	2001	72,95	211.196	9.338	78.976	299.510	145,26	199.009	5.993	55.343	260.345	152,24	72,31	186.715	2.618	31.501	220.834
10	2001	71,48	212.634	16.199	78.557	307.390	144,58	199.710	12.483	55.746	267.939	151,81	73,10	187.073	8.849	33.439	229.361
11	2001	74,24	212.970	13.729	76.060	302.759	147,11	200.079	13.277	54.909	268.265	151,57	72,87	186.946	12.816	33.361	233.124
12	2001	70,54	211.890	42.716	113.841	368.448	141,79	199.358	33.242	90.939	323.540	150,32	71,25	186.950	23.862	68.265	279.078
1	2002	68,43	222.491	14.156	86.791	323.438	140,65	207.290	12.378	59.658	279.326	154,87	72,22	192.888	10.693	33.952	237.534
2	2002	68,35	223.242	13.251	78.005	314.498	140,83	208.524	13.310	55.505	277.339	156,22	72,48	194.645	13.365	34.288	242.298
3	2002	69,43	223.038	16.437	76.934	316.409	141,41	209.278	16.893	56.050	282.221	156,13	71,98	196.006	17.333	35.907	249.246
4	2002	69,10	228.885	29.197	186.391	444.474	141,85	214.660	29.948	157.184	401.792	160,07	72,75	201.149	30.661	129.443	361.254
5	2002	69,85	224.277	28.249	77.211	329.737	142,46	209.207	29.912	55.107	294.225	156,07	72,61	194.710	31.511	33.843	260.064
6	2002	72,75	224.679	12.042	71.879	308.601	142,46	211.408	9.567	53.502	274.477	157,04	69,71	197.558	6.985	34.323	238.866

Leikarafélag Íslands (Ath. að sýningarlaun eru meðtalin til dagvinnulauna árið 2000)

Kaupmáttur miðast við meðaltal 1997 = 100,00

		Karlar					Allir					Konur					
MA	AR	STG	DL	YL	ÖL	HL	STG	DL	YL	ÖL	HL	Km.dl.	STG	DL	YL	ÖL	HL
7	2001	17,00	206.081	14.665	1.325	222.070	32,63	199.121	9.248	690	209.059	124,59	15,63	191.551	3.356	0	194.908
8	2001	17,00	193.904	0	0	193.904	32,26	192.743	0	0	192.743	120,21	15,26	191.449	0	0	191.449
9	2001	21,73	204.518	20.511	3.121	228.150	44,69	199.883	14.782	2.956	217.621	123,85	22,96	195.496	9.360	2.800	207.655
10	2001	22,66	231.430	24.226	9.719	265.375	45,68	220.807	28.593	8.891	258.292	135,94	23,02	210.347	32.894	8.076	251.317
11	2001	23,91	245.324	33.822	7.796	286.942	46,91	235.318	26.449	6.939	268.706	144,38	23,00	224.914	18.781	6.048	249.742
12	2001	23,91	206.938	16.790	33.712	257.440	48,03	198.450	14.722	33.599	246.771	121,19	24,12	190.032	12.671	33.487	236.191
1	2002	22,73	235.816	43.315	8.484	287.614	46,24	217.429	31.845	6.105	255.378	182,61	23,51	199.648	20.752	3.804	224.205
2	2002	22,73	240.200	31.686	6.658	278.544	48,50	220.510	24.857	5.257	250.624	185,71	25,77	203.143	18.833	4.022	225.997
3	2002	22,73	222.572	17.648	4.770	244.989	48,32	212.835	17.893	4.858	235.586	178,49	25,59	204.187	18.110	4.936	227.234
4	2002	22,73	228.212	15.627	16.510	260.349	45,65	229.877	19.159	16.750	265.786	192,70	22,91	231.529	22.662	16.989	271.180
5	2002	22,73	236.287	21.906	6.370	264.562	45,65	230.035	17.142	5.909	253.085	192,92	22,91	223.833	12.417	5.451	241.701
6	2002	20,97	214.651	8.200	2.521	225.372	42,34	210.271	5.589	2.420	218.281	175,58	21,38	205.975	3.028	2.322	211.325

3.5 Starfsmenn Reykjavíkurborgar

Óktóber 2002

Kaupmáttur hjá Reykjavíkurborg miðast við meðaltal 1990 = 100,00, nema annað sé tekið fram.

Starfsmannafélag Reykjavíkurborgar, án háskólahóps

		Karlar						Allir						Konur					
MA	AR	STG	DL	YL	ÖL	HL	STG	DL	YL	ÖL	HL	Km.dl.	STG	DL	YL	ÖL	HL		
7	2001	868,75	127.850	50.989	12.199	191.038	2.076,67	124.789	33.777	7.969	166.535	140,03	1.207,92	122.588	21.397	4.926	148.912		
8	2001	780,91	131.060	53.120	16.160	200.340	1.957,79	127.028	33.656	10.204	170.888	142,08	1.176,88	124.353	20.741	6.251	151.345		
9	2001	700,30	135.494	64.635	15.913	216.041	1.835,44	130.116	39.466	8.973	178.555	144,58	1.135,14	126.798	23.939	4.691	155.428		
10	2001	709,36	135.028	58.163	15.874	209.065	1.855,28	129.950	36.446	8.845	175.242	143,48	1.145,92	126.807	23.003	4.494	154.304		
11	2001	709,45	135.040	58.938	16.756	210.734	1.856,90	130.218	36.740	9.361	176.318	143,28	1.147,45	127.236	23.015	4.789	155.040		
12	2001	719,68	135.484	55.287	49.797	240.568	1.872,34	130.372	34.548	41.429	206.348	142,79	1.152,66	127.180	21.599	36.204	184.983		
1	2002	720,78	138.461	73.010	18.315	229.785	1.786,04	132.624	44.737	10.795	188.156	143,93	1.065,26	128.674	25.607	5.707	159.988		
2	2002	1.212,52	136.657	75.547	20.058	232.262	3.196,93	131.534	44.879	11.219	187.631	143,13	1.984,41	128.404	26.139	5.818	160.361		
3	2002	991,96	141.092	48.394	12.173	201.659	2.328,31	136.324	32.606	7.517	176.448	147,72	1.336,35	132.785	20.887	4.061	157.733		
4	2002	743,96	138.829	77.661	15.723	232.213	1.859,18	133.797	47.581	9.266	190.644	144,92	1.115,22	130.440	27.515	4.959	162.913		
5	2002	744,77	138.263	66.827	15.756	220.846	1.906,14	133.131	42.583	9.269	184.983	144,26	1.161,36	129.839	27.036	5.110	161.985		
6	2002	966,09	129.774	49.138	13.031	191.943	2.300,91	127.103	33.597	8.348	169.048	137,14	1.334,82	125.170	22.349	4.959	152.478		

Starfsmannafélag Reykjavíkurborgar, háskólahópur

		Karlar						Allir						Konur					
MA	AR	STG	DL	YL	ÖL	HL	STG	DL	YL	ÖL	HL	Km.dl.	STG	DL	YL	ÖL	HL		
7	2001	64,69	213.247	78.273	3.796	295.315	176,33	202.404	49.399	4.157	255.961	155,49	113,64	196.232	32.964	4.363	233.559		
8	2001	67,51	212.641	72.540	4.355	289.536	180,56	200.805	44.627	5.104	250.536	153,77	113,05	193.738	27.958	5.551	227.247		
9	2001	65,57	215,011	72.464	4.193	291.668	178,11	203.241	46.819	4.919	254.979	154,61	112,54	196.384	31.877	5.342	233.603		
10	2001	65,98	213.467	83.504	5.381	302.352	181,30	202.228	57.462	5.732	265.422	152,86	115,32	195.797	42.564	5.933	244.294		
11	2001	68,03	214.624	91.047	4.992	310.662	188,40	202.232	65.221	5.578	273.031	152,34	120,38	195.230	50.626	5.909	251.765		
12	2001	67,90	213.633	112.311	45.363	371.307	186,84	202.147	74.786	41.953	318.886	151,57	118,94	195.590	53.364	40.007	288.961		
1	2002	83,26	211.003	57.861	3.790	272.653	314,12	186.049	32.683	3.488	222.221	138,23	230,86	177.050	23.603	3.379	204.032		
2	2002	119,46	211.147	89.514	6.196	306.857	439,80	186.922	47.785	5.125	239.832	139,25	320,34	177.888	32.223	4.726	214.837		
3	2002	107,44	218.914	59.483	2.998	281.395	338,68	198.497	37.298	3.378	239.173	147,25	231,24	189.011	26.990	3.554	219.556		
4	2002	76,17	214.500	91.362	5.003	310.864	259,40	190.328	53.156	4.198	247.682	141,14	183,24	180.281	37.275	3.863	221.418		
5	2002	79,87	214.069	91.458	3.205	308.732	269,55	190.697	50.160	3.527	244.383	141,47	189,67	180.855	32.769	3.663	217.287		
6	2002	89,14	207.922	67.558	3.702	279.181	287,89	189.050	43.633	2.999	235.682	139,65	198,75	180.587	32.903	2.684	216.173		

Starfsmannafélag Reykjavíkurborgar, alls

MA	AR	<i>Karlar</i>					<i>Allir</i>						<i>Konur</i>				
		STG	DL	YL	ÖL	HL	STG	DL	YL	ÖL	HL	Km.dl.	STG	DL	YL	ÖL	HL
7	2001	933,44	133.768	52.880	11.617	198.264	2.255,00	130.927	35.012	7.667	173.607	140,12	1.321,56	128.920	22.392	4.878	156.190
8	2001	848,42	137.551	54.665	15.221	207.437	2.138,35	133.258	34.582	9.773	177.613	142,16	1.289,93	130.434	21.373	6.190	157.997
9	2001	765,87	142.302	65.305	14.909	222.516	2.013,55	136.584	40.116	8.614	185.315	144,75	1.247,68	133.075	24.655	4.750	162.480
10	2001	775,33	141.703	60.319	14.981	217.003	2.036,57	136.385	38.317	8.568	183.269	143,62	1.261,24	133.115	24.791	4.626	162.532
11	2001	777,48	142.003	61.747	15.727	219.478	2.045,30	136.851	39.363	9.013	185.227	143,61	1.267,83	133.692	25.637	4.895	164.223
12	2001	787,57	142.222	60.203	49.414	251.839	2.059,18	136.884	38.199	41.476	216.559	142,98	1.271,60	133.579	24.570	36.559	194.709
1	2002	804,04	145.973	71.441	16.811	234.225	2.100,16	140.615	42.934	9.702	193.251	145,54	1.296,12	137.291	25.250	5.292	167.833
2	2002	1.331,98	143.338	76.800	18.815	238.952	3.636,73	138.232	45.230	10.482	193.944	143,46	2.304,75	135.282	26.985	5.666	167.932
3	2002	1.099,40	148.697	49.478	11.277	209.452	2.666,99	144.220	33.202	6.992	184.413	149,05	1.567,59	141.079	21.787	3.986	166.853
4	2002	820,13	145.857	78.933	14.727	239.517	2.118,59	140.719	48.264	8.645	197.628	145,37	1.298,46	137.473	28.892	4.804	171.170
5	2002	824,64	145.605	69.213	14.540	229.358	2.175,68	140.263	43.522	8.558	192.342	144,96	1.351,04	137.001	27.841	4.907	169.749
6	2002	1.055,23	136.376	50.694	12.243	199.312	2.588,80	133.992	34.713	7.753	176.459	137,88	1.533,57	132.352	23.717	4.664	160.733

Félag ísl. leikskólakennara hjá Rborg

MA	AR	<i>Karlar</i>					<i>Allir</i>						<i>Konur</i>				
		STG	DL	YL	ÖL	HL	STG	DL	YL	ÖL	HL	Km.dl.	STG	DL	YL	ÖL	HL
7	2001						403,03	159.139	21.930	1.602	182.672	147,24					
8	2001						411,94	158.367	26.282	1.327	185.976	146,06					
9	2001						432,65	157.351	28.477	857	186.686	144,17					
10	2001						437,60	157.076	28.695	1.068	186.840	143,00					
11	2001						435,76	156.396	27.228	1.069	184.693	141,89					
12	2001						433,13	157.064	24.012	46.383	227.460	141,84					
1	2002						430,23	163.379	36.343	1.257	200.979	146,19					
2	2002						739,32	160.428	26.082	1.135	187.645	143,95					
3	2002						545,37	169.250	18.934	804	188.988	151,22					
4	2002						424,31	165.601	26.702	1.335	193.639	147,90					
5	2002						438,74	165.302	26.495	1.102	192.899	147,69					
6	2002						434,27	166.710	17.876	1.322	185.907	148,31					

Sjúkraliðafélag Íslands hjá Rborg

		<i>Karlar</i>						<i>Allir</i>						<i>Konur</i>				
MA	AR	STG	DL	YL	ÖL	HL	STG	DL	YL	ÖL	HL	Km.dl.	STG	DL	YL	ÖL	HL	
7	2001						42,89	124.199	19.214	8.681	152.093	142,90						
8	2001						42,60	124.596	29.069	8.798	162.463	142,89						
9	2001						40,96	124.671	35.199	13.379	173.248	142,04						
10	2001						44,25	125.078	28.237	13.886	167.201	141,60						
11	2001						40,16	156.095	41.811	23.590	221.496	176,11						
12	2001						48,03	156.328	30.355	47.082	233.765	175,55						
1	2002						49,11	166.616	66.481	27.325	260.421	185,40						
2	2002						93,14	162.591	27.394	28.847	218.832	181,41						
3	2002						55,83	164.386	20.633	19.472	204.491	182,64						
4	2002						48,65	163.964	59.570	22.318	245.852	182,10						
5	2002						48,64	164.225	44.691	23.480	232.396	182,46						
6	2002						46,20	164.712	38.251	22.246	225.209	182,22						

Háskólamenn innan BHM hjá Rborg

		<i>Karlar</i>						<i>Allir</i>						<i>Konur</i>				
MA	AR	STG	DL	YL	ÖL	HL	STG	DL	YL	ÖL	HL	Km.dl.	STG	DL	YL	ÖL	HL	
7	2001	57,50	230.748	77.649	375	308.772	226,01	211.071	41.056	4.410	256.536	181,76	168,51	204.356	28.570	5.786	238.713	
8	2001	59,47	255.960	56.013	695	312.668	240,51	219.274	34.246	4.338	257.858	188,22	181,05	207.224	27.096	5.535	239.854	
9	2001	61,76	257.282	71.214	1.412	329.908	256,23	218.250	38.747	4.403	261.399	186,11	194,48	205.855	28.436	5.353	239.644	
10	2001	64,46	263.481	83.514	2.151	349.146	262,05	219.778	44.944	4.852	269.574	186,22	197,59	205.521	32.361	5.733	243.615	
11	2001	66,68	260.309	88.848	901	350.059	263,28	218.817	42.760	4.875	266.452	184,77	196,60	204.744	27.129	6.222	238.096	
12	2001	66,21	256.798	91.899	32.486	381.183	263,99	217.963	43.968	36.115	298.045	183,19	197,78	204.962	27.923	37.329	270.214	
1	2002	66,02	267.686	73.362	1.992	343.039	261,72	225.731	41.458	6.339	273.528	187,99	195,70	211.578	30.696	7.806	250.079	
2	2002	111,87	266.996	96.718	1.303	365.017	462,16	222.925	49.025	6.267	278.217	186,16	350,29	208.850	33.794	7.852	250.496	
3	2002	91,26	270.049	58.479	494	329.022	322,41	232.092	34.000	3.912	270.004	193,00	231,15	217.106	24.336	5.262	246.704	
4	2002	67,44	268.527	80.534	1.456	350.517	259,23	227.522	45.421	5.246	278.189	189,12	191,79	213.103	33.072	6.579	252.754	
5	2002	67,09	267.989	91.952	690	360.631	259,97	226.997	51.296	5.373	283.666	188,76	192,88	212.739	37.154	7.002	256.896	
6	2002	68,07	266.632	74.197	1.191	342.019	266,93	226.874	40.079	5.753	272.706	187,85	198,86	213.265	28.400	7.314	248.980	

Háskólamenn utan bandalaga hjá Rborg

MA	AR	<i>Karlar</i>					<i>Allir</i>						Km.dl.	<i>Konur</i>				
		STG	DL	YL	ÖL	HL	STG	DL	YL	ÖL	HL	STG		DL	YL	ÖL	HL	
7	2001						100,79	273.558	85.056	3.120	361.735	168,15						
8	2001						101,99	273.336	73.712	3.666	350.714	167,48						
9	2001						103,07	273.510	87.182	2.846	363.537	166,49						
10	2001						102,65	274.444	96.539	2.661	373.644	165,99						
11	2001						100,93	275.610	92.425	3.085	371.120	166,12						
12	2001						102,31	275.397	112.362	41.963	429.721	165,23						
1	2002						103,81	286.681	91.980	4.122	382.783	170,42						
2	2002						160,99	288.791	127.163	3.225	419.179	172,15						
3	2002						150,94	280.400	65.739	2.628	348.768	166,44						
4	2002						104,01	286.716	99.571	3.444	389.731	170,12						
5	2002						103,18	287.185	108.290	3.903	399.378	170,47						
6	2002						104,03	287.167	99.087	3.030	389.283	169,73						

Kennarahópur hjá Reykjavíkurborg

Kaupmáttur miðast við 08/1996 = 100,00

MA	AR	<i>Karlar</i>					<i>Allir</i>						Km.dl.	<i>Konur</i>				
		STG	DL	YL	ÖL	HL	STG	DL	YL	ÖL	HL	STG		DL	YL	ÖL	HL	
7	2001	279,96	164.232	14.175	380	178.787	1.329,18	152.781	8.007	261	161.049	123,86	1.049,22	149.725	6.362	230	156.317	
8	2001	302,35	214.050	14.949	60	229.060	1.432,26	200.198	10.532	83	210.813	161,78	1.129,90	196.491	9.350	89	205.930	
9	2001	292,93	215.686	49.854	6	265.546	1.410,82	200.562	33.785	2	234.349	161,01	1.117,90	196.599	29.575	1	226.175	
10	2001	295,65	215.782	55.642	6	271.430	1.417,67	200.088	39.789	1	239.879	159,60	1.122,03	195.952	35.612	0	231.565	
11	2001	297,25	215.254	55.644	1	270.900	1.420,98	199.658	39.594	0	239.252	158,71	1.123,73	195.532	35.349	0	230.881	
12	2001	298,01	215.472	56.189	41.232	312.893	1.430,53	199.078	39.925	41.424	280.426	157,52	1.132,52	194.764	35.645	41.474	271.883	
1	2002	298,59	221.408	50.747	11	272.166	1.433,16	204.468	35.906	2	240.376	160,31	1.134,57	200.009	32.000	0	232.010	
2	2002	321,53	219.182	101.624	30	320.837	1.522,61	202.923	74.952	7	277.882	159,53	1.201,08	198.570	67.812	0	266.383	
3	2002	580,40	219.948	30.649	6	250.603	2.792,09	204.151	22.334	3	226.489	159,82	2.211,69	200.006	20.152	2	220.161	
4	2002	299,40	219.306	56.937	11	276.254	1.438,31	202.883	39.563	6	242.451	158,76	1.138,91	198.565	34.995	4	233.565	
5	2002	299,91	220.636	57.912	42.922	321.470	1.440,62	203.036	43.469	43.129	289.635	158,95	1.140,71	198.409	39.672	43.184	281.265	
6	2002	297,79	221.244	18.834	0	240.078	1.425,80	203.597	15.300	0	218.897	158,70	1.128,00	198.939	14.367	0	213.305	

4. Starfsmenn annarra sveitarfélaga

4.1 Inngangur

Ekki birtast nú nýjar tölur um önnur sveitarfélög vegna starfsmannaskorts. Birtar eru sömu tölur og voru í síðasta fréttariti KOS.

KRN og KOS hafa undanfarið safnað launaupplýsingum frá sveitarfélögum víðsvegar að landinu. Áfram verður haldið að safna og birta upplýsingar frá kaupstöðum og sveitarfélögum sem hafa fleiri en 1000 íbúa.

Jafnframt munu upplýsingarnar verða notaðar í úrtak Hagstofu fyrir launa-

vísitölu og vegna tölfræðivinnslu KRN fyrir þá starfsmenn sveitarfélaganna, sem eru innan ASÍ.

4.2 Meðaltöl hjá nokkrum sveitarfélögum árið 2001

Akranes, Akureyri, Árborg, Bessastaðahreppur, Borgarbyggð, Dalvík, Garðabær, Gerðahreppur, Grindavík, Hafnarfjörður, Kópavogur, Mosfellsbær, Reykjanesbær, Seltjarnarnes, Skagafjörður, Vestmannaeyjar og Ölfushreppur

Allir í starfsmannafélögum

Ár	Mán./Áfj.	Stg.	DI.	YI.	ÖI.	HI.
2001	1	1.748,84	108.950	16.006	12.415	137.372
	2	1.771,92	110.515	25.288	17.237	153.039
	3	1.843,04	109.571	26.663	16.510	152.743
	4	1.837,85	112.313	26.890	22.579	161.781
	5	1.939,25	121.207	28.294	31.453	180.954
	6	2.034,75	123.372	28.590	35.340	187.312
	7	1.976,94	117.274	25.860	17.041	160.175
	8	1.999,07	113.945	23.676	18.233	155.844
	9	1.908,01	120.587	25.401	19.647	165.635
	10	1.945,99	121.522	28.627	18.092	168.241
	11	1.979,17	119.277	27.478	43.468	190.223
	12	1.935,63	122.520	34.478	48.313	205.311
2001	1.fj.	1.787,93	109.680	22.734	15.415	147.829
	2.fj.	1.937,28	119.152	27.954	30.008	177.117
	3.fj.	1.961,34	117.217	24.969	18.291	160.474
	4.fj.	1.953,60	121.093	30.171	36.642	187.907

Leikskólakennarahópur

Ár	Mán./Áfj.	Stg.	DI.	YI.	ÖI.	HI.
2001	1	412,68	120.163	21.400	9.817	151.381
	2	416,98	134.958	32.232	12.963	180.153
	3	426,28	170.439	32.161	14.969	217.570
	4	356,67	176.656	30.908	14.719	222.294
	5	441,73	160.856	28.194	14.648	203.699
	6	452,54	159.910	27.906	14.021	201.837
	7	436,42	156.486	22.121	9.755	188.362
	8	414,95	159.130	19.086	11.482	189.708
	9	361,56	158.421	28.144	12.096	198.671
	10	442,63	163.004	30.935	10.333	204.262
	11	443,43	163.207	34.272	27.433	224.913
	12	324,21	164.623	36.864	41.959	243.436
2001	1.fj.	418,65	142.140	28.649	12.610	183.399
	2.fj.	416,98	165.019	28.864	14.442	208.327
	3.fj.	404,31	157.967	22.878	11.044	191.896
	4.fj.	403,42	163.512	33.746	25.071	222.322

Kennarahópur

Ár	Mán./Áfj.	Stg.	DI.	YI.	ÖI.	HI.
2001	1	1.052,58	137.317	12.698	2.546	152.561
	2	1.072,25	137.707	59.940	11.442	209.099
	3	1.064,97	150.350	68.583	17.187	236.121
	4	1.070,58	143.952	67.565	9.970	221.478
	5	1.072,43	143.815	69.251	10.465	223.531
	6	1.068,41	142.819	74.576	20.800	238.196
	7	1.040,35	144.256	11.250	3.703	159.199
	8	1.080,66	184.654	3.861	3.166	191.682
	9	1.025,22	191.047	13.361	8.734	213.152
	10	934,20	200.355	37.142	8.935	246.431
	11	1.086,37	202.089	36.635	9.094	247.818
	12	1.213,99	188.200	59.764	42.879	290.832
Ár	Mán./Áfj.	Stg.	DI.	YI.	ÖI.	HI.

2001	1.fj.	1.063,27	141.800	47.237	10.425	199.464
	2.fj.	1.070,47	143.529	70.461	13.739	227.725
	3.fj.	1.048,74	173.379	9.400	5.158	187.937
	4.fj.	1.078,19	196.375	45.462	21.728	263.562

Aðrir starfsmenn utan starfsmannafélaga

Ár	Mán./áfj.	Stg.	DI.	YI.	ÖI.	HI.
2001	1	707,88	137.674	21.712	9.725	169.101
	2	698,33	140.119	49.495	14.136	203.726
	3	503,25	145.507	54.337	20.576	220.420
	4	661,02	145.358	51.558	13.093	209.972
	5	629,31	150.533	59.972	17.553	228.029
	6	681,26	163.731	58.641	19.332	241.706
	7	682,07	142.699	16.871	8.412	167.982
	8	713,52	175.890	11.389	7.384	194.681
	9	739,73	182.858	16.071	6.783	205.712
	10	706,09	185.471	39.032	11.750	236.243
	11	736,99	188.685	39.847	18.143	246.665
	12	760,85	179.938	61.555	49.087	290.555
2001	1.fj.	636,49	140.633	40.471	14.198	195.290
	2.fj.	657,20	153.358	56.691	16.673	226.701
	3.fj.	711,77	167.702	14.762	7.504	189.974
	4.fj.	734,64	184.635	47.080	26.778	258.478

5. Ýmislegt

5.1 Vísitala neysluverðs (framfærsluvísitala) með grunn 1981:

Hér að neðan er yfirlit yfir þróun vísitölu neysluverðs, eins og hún er útgefin af Hagstofu Íslands.

Þessi grunnur er notaður í útreikningum KOS, þegar vegið er með neysluverðs-vísitölunni.

Vísitala neysluverðs frá 1981 samkvæmt Hagstofu Íslands

Álm.	jan.	feb.	mar.	apr.	maí	jún.	júl.	ágú.	sep.	okt.	nóv.	des.
1981	100,00	101,60	104,70	109,40	109,80	115,70	118,30	119,60	124,30	127,50	131,50	138,70
1982	141,10	144,30	152,00	158,80	159,90	168,80	173,60	178,80	194,00	202,10	210,10	221,70
1983	230,90	241,90	267,20	285,40	298,50	327,20	340,00	362,50	365,20	376,50	386,90	391,60
1984	394,40	397,00	401,30	407,00	410,60	420,20	424,10	430,70	433,40	438,20	443,80	465,30
1985	485,40	502,10	515,70	524,40	535,40	545,30	558,50	575,30	590,20	603,30	616,60	632,50
1986	651,10	666,00	655,80	659,80	671,10	675,50	678,40	686,10	694,20	697,20	711,50	718,00
1987	734,60	745,40	756,50	767,00	776,40	791,90	805,80	825,80	835,20	849,00	876,10	893,40
1988	926,60	934,40	943,00	956,60	973,40	1.006,90	1.041,80	1.063,40	1.071,20	1.074,80	1.075,50	1.077,50
1989	1.095,50	1.112,00	1.142,50	1.167,30	1.190,30	1.225,40	1.233,90	1.250,50	1.275,90	1.301,10	1.320,70	1.349,30
1990	1.355,70	1.377,80	1.389,20	1.393,40	1.406,00	1.415,70	1.425,00	1.429,40	1.429,20	1.433,10	1.442,90	1.446,40
1991	1.455,50	1.459,80	1.463,30	1.470,10	1.487,70	1.508,20	1.518,00	1.529,70	1.538,90	1.551,00	1.557,50	1.555,80
1992	1.559,60	1.566,10	1.563,30	1.563,20	1.562,10	1.567,60	1.571,50	1.571,50	1.569,90	1.570,90	1.570,90	1.579,10
1993	1.597,50	1.608,50	1.610,40	1.615,00	1.618,80	1.617,80	1.632,20	1.647,30	1.652,50	1.662,20	1.662,20	1.654,00
1994	1.648,30	1.649,90	1.651,80	1.653,80	1.653,80	1.655,70	1.658,60	1.659,60	1.664,50	1.662,50	1.661,60	1.662,50
1995	1.675,20	1.677,10	1.674,20	1.672,30	1.675,20	1.677,10	1.682,00	1.688,80	1.694,70	1.702,40	1.696,60	1.695,60
1996	1.702,40	1.705,40	1.708,30	1.711,20	1.721,90	1.720,00	1.721,90	1.732,60	1.736,50	1.737,50	1.738,50	1.730,70
1997	1.736,50	1.737,50	1.736,50	1.749,20	1.746,20	1.750,10	1.753,10	1.757,90	1.764,70	1.770,60	1.768,60	1.765,70
1998	1.754,40	1.771,60	1.778,40	1.782,30	1.788,10	1.791,00	1.787,10	1.777,40	1.779,30	1.787,10	1.792,0	1.788,70
1999	1.798,80	1.795,90	1.804,60	1.814,40	1.823,10	1.838,20	1.844,20	1.851,20	1.867,00	1.881,60	1.881,70	1.888,10
2000	1.902,60	1.897,50	1.911,50	1.923,40	1.930,80	1.938,50	1.948,20	1.938,20	1.942,20	1.961,60	1.966,90	1.966,70
2001	1.970,30	1.973,90	1.985,60	2.009,90	2.038,10	2.069,30	2.085,30	2.092,00	2.105,80	2.119,30	2.126,60	2.136,50
2002	2.156,20	2.150,30	2.159,40	2.160,30	2.159,40	2.168,70						

REGLUGERÐ UM NEFND UM KJARARANNSÓKNIR
OPINBERRA STARFSMANNA

1. gr.

Nefnd um kjararannsóknir opinberra starfsmanna starfar í þeim tilgangi að safna saman og miðla upplýsingum um kjör starfsmanna hjá opinberum aðilum, kjör annarra launþega og þróun launa og kjaramála almennt til þeirra, sem að nefndinni standa, sbr. 4. gr.

2. gr.

Nefndin aflar upplýsinga um kjör, sbr. 1. gr., sem hér segir:

1. Með söfnun, skipulagningu og skráningu upplýsinga um laun og önnur kjaraatriði opinberra starfsmanna, sem aðilar að nefndinni leggja henni til.
2. Með öflun og skipulegri skráningu upplýsinga frá öðrum aðilum, sem stunda reglubundnar kjararannsóknir.
3. Með gerð sérstakra athugana, sem aðilar að nefndinni ákveða hverju sinni.

3. gr.

Nefndin miðlar upplýsingum til þeirra opinberu vinnuveitenda, sem láta nefndinni í té upplýsingar og stéttarféлага starfsmanna þeirra með reglulegum skýrslum og sérstökum skýrslum eftir því sem við á.

Allar upplýsingar, sem safnað er eða unnar eru á vegum nefndarinnar, aðrar en þær, sem nefndin birtir, sbr. fyrri málsgrein, eru trúnaðarmál og er einstökum aðilum að nefndinni óheimilt að notfæra sér þær eða birta án samþykkis allra nefndarmanna.

4. gr.

Nefndin er skipuð 10 fulltrúum. Tveir fulltrúar vinnuveitenda eru tilnefndir af fjármálaráðherra, einn af launanevnd sveitarfélaga, einn af Reykjavíkurborg og einn úr hópi forsvarsmanna sjálfseignarstofnana samkvæmt nánari ákvörðun fjármálaráðherra.

Þrír fulltrúar launþega skulu tilnefndir af BSRB, einn af BHMR og einn af KÍ. Nefndin skiptir með sér verkum og ákveður sér framkvæmdastjórn.

5. gr.

Nefndin setur sér starfsreglur, m.a. um starfssvið og starfshætti og ákveður nánar með hvaða hætti hún hagar störfum að verkefnum skv. 1.-3. grein. Nefndin skal kosta kapps um að skapa einhug um lausn þeirra verkefna sem henni eru falin. Ákvarðanir um verkefni og birtingu á niðurstöðum verða ekki teknar með afli atkvæða.

6. gr.

Kostnaður vegna starfa nefndarinnar greiðist úr ríkissjóði samkvæmt fjárveitingum í fjárlögum. Nefndin ræður sér sjálf starfsmenn.

7. gr.

Reglugerð þessi er sett samkvæmt lögum nr. 94 31. desember 1986, um kjarasamninga opinberra starfsmanna og öðlast þegar gildi.

Fjármálaráðuneytið 7. júlí 1987

Þorsteinn Pálsson (sign)
Indriði H. Þorláksson (sign)



**Kjararannsóknarnefnd
opinberra starfsmanna
Borgartúni 21, 105 R.**